

## SOFTWARE FROM BETASOFT

### GAMES MASTER FOR THE SAM COUPE:

At last YOU can create stunning games and demos for the Coupe, with fast, smooth, animated sprites, complex sound effects, missiles, platforms, lifts, detailed backgrounds etc. No programming expertise required! Most of a game's design is specified by the menu-driven editor, which lets you edit graphics, animation, movement, sprite collision actions, sound effects, masking, control keys etc. A simple but very fast compiled language controls some features. A complex demo with animated bouncing sprites passing over and under each other, in front of a background, can be written with just a few commands to start the sprites off. (Once started, the sprites can act by themselves.) The editor produces stand-alone ROM-independent CODE programs that are free from any copyright restrictions - so you can sell your masterpiece! Impressive demonstration programs and an extensive sprite library are included to get you started. Backgrounds and sprites can also be grabbed from any Mode 4 screen and edited.

SIX SPRITE PLANES PLUS BACKGROUND

BIG SPRITES - UP TO A THIRD OF THE SCREEN AREA

TRUE COLLISION DETECTION ON SPRITE EDGE

SMOOTH, FAST PIXEL MOVEMENT OVER 100 ON-SCREEN SPRITES

POWERFUL EASY TO USE EDITOR COMPILED CONTROL LANGUAGE

COMPLEX MOVEMENT PATTERNS AND ANIMATION SEQUENCES

STEREO SPRITE-FOLLOWING SOUND EFFECTS

Written by Dr Andy Wright, author of the Sam ROM, MASTERDOS and MASTERBASIC, the program works with 256K or 512K RAM and ROM 2.0 and above. A comprehensive manual is included.

GAMES MASTER COSTS JUST £24.99 INCLUSIVE OF POSTAGE AND PACKING (ADD £1 IF OUTSIDE EUROPE). SPECIAL PRICE TO INDUG MEMBERS: £22.50 (QUOTE MEMBERSHIP NUMBER)

**NEW !!** Secrets of the SAM ROM revealed! The complete ROM 3 source listing on disk, extensively commented by the programmer, Andy Wright. Addresses and memory contents are included to make comparison with the actual ROM easy. The viewing program lets you move lightning-fast through the listing with various step sizes, perform searches, or list any part to a printer or (with MasterDOS) a disk file. A must for the serious SAM user! Just £9.95.

**FILE MANAGER** - The flexible file program. Files up to 780K. Requires MasterDOS and MasterBasic v1.7 or later (updates are free if you return your original disk. Enclose an SAE if you're not buying anything.)

**MasterDOS** - The DOS for the serious user. Faster, easier to use and more reliable than SAMDOS. Now available EXCLUSIVELY from BETASOFT. Offers RAMdisk and clock/calendar support, subdirectories, BACKUP, serial and random access files, multi-sector READ and WRITE AT, and much more! £15.99.

**MasterBASIC** - The much-praised SAM Basic extension adds many new commands for graphics, sound, printing, data-handling, improving DOS, searching and editing programs, etc. £15.99.

**STILL AVAILABLE:** Beta DOS for the PLUS D. More files per disk, much faster, random-access files, file compression, BACKUP and many other features. Fully compatible with existing disks and files. Only £9.95. BETA BASIC for the Spectrum (48K/128K+/+2) adds over 100 new commands and functions to Spectrum Basic. Versions available for Disciple/+D, Discovery, or Tape/Microdrive. A classic for just £15.95!

Prices include P & P. Make cheques and postal orders payable to:  
BETASOFT, 24 WYCHE AVENUE, KINGS HEATH, BIRMINGHAM, B14 6LQ

Vol.6 - No 4.

December 1992.

# FORMAT

## FOR SPECTRUM AND SAM USERS

(Incorporating Sinclair & Sam Computing)



A Christmas Special

For The Intelligent Reader

£1.25 [UK R.R.P.]

ISSN 0963-8598.



## SPECTRUM PRODUCTS

- +2A MOD KIT** - Converts a +2A into a standard +2. This allows the PLUS D; DISCIPLE and INTERFACE 1 to operate properly. Gives you two expansion ports. Includes ROM, two port FIXER2 and full fitting instructions/manual updates. £18.50
- THE FIXIT** - Converts the +3 and +2A expansion port so that some 48K add-ons will work. £9.50
- VTX5000** - V23 direct connect modem with viewdata software in ROM. \* **SPECIAL OFFER** \* 48K or grey +2 version - £11. +2A/+3 (includes FIXIT) - £20.50 - BOTH OFFERS INCLUDE PD TAPE.
- PD TAPE 01** - Spectrum comms software for VTX5000 and RS232s. £1
- USER-USER** - Two VTX5000s (48K) with a tape containing software to allow direct transfer of software between users via the phone. (Tape easily cloned for other user). £30
- µ SLOT** - Two port adaptor for any Spectrum. One facing up the other back. £3
- MEMBRANES** - Keyboard membranes at keen prices. Full instructions. 48K Rubber type machine - £4.50, 48K+/128K - £7.50
- +3 CP/M+ and MALLARD BASIC** - Written by Locomotive Software. Includes 3" disc with software, utilities and a very detailed manual. £29
- +3 PD DISC** - CP/M and +3 software, includes 706K B: drive formatter, and 203K A: drive formatter. £2

\* \* \* NOW AVAILABLE - STAR PRINTERS - PHONE FOR PRICES \* \* \*

## SAM PRODUCTS

- PRO-DOS** - Allows you to run CP/M 2.2 programs on SAM. Comes on two discs with a comprehensive 68 page manual. **SPECIAL OFFER** £27
- PRO-DOS PD1** - A collection of PD programs including a wordprocessor, Spreadsheet, etc. Over 700K of software. (includes tutorial) Just £1 if ordered with PRO-DOS, otherwise £2.
- The P.A.W.** - The Professional Adventure Writing system from Gilsoft. For use under PRO-DOS. Includes two manuals and all files for writing text adventures. **SPECIAL OFFER** £17.50
- SAMPLIFIER** - Stereo Amp powered from SAM. Drives speakers or phones. Plugs into light-pen socket. Amplifier alone £20, with speakers £25, with headphones £23

Please allow 28 days for delivery. All prices include UK P&P.  
Overseas orders: add £2 on modems; PRO-DOS or +3 CP/M, £1 on other items.

## B.G.SERVICES.

64, Roebuck Road, Chessington, Surrey, KT9 1JX. Tel: 081 397 0763

# CONTENTS

Vol.6 No 4.

December 1992.

News On 4.....	4
The Editor Speaks.....	5
Short Spot.....	7
The Help Page.....	15
A Christmas Disc.....	19
Super-Golf, A Game & Compo....	27
Christmas Fun Pages.....	32
Your Letters.....	33
FORMAT Readers Service.....	39

### THIS MONTHS ADVERTISERS:-

ALL FORMAT SHOWS	30
BETASOFT	Back Cover
B.G.SERVICES	2
FRED PUBLISHING	34
GLENCO SOFTWARE	12
HILTON COMPUTER SERVICES	26
LEO SOFTWARE	18
ORB SOFTWARE	30
REVELATION SOFTWARE	8
SAM PRIME	18
S.D.SOFTWARE	6
STEVE'S SOFTWARE	22

**FORMAT ISSN 0963-8598.**  
(C)Copyright 1992 FORMAT PUBLICATIONS. All Rights Reserved.

No part of this publication may be reproduced, in any form, without the written consent of the publisher. FORMAT readers may copy program material only for their own personal use. While every effort is made to ensure accuracy in FORMAT the publisher will not be held liable for any errors or omissions.

FORMAT is published by **FORMAT PUBLICATIONS.**  
34, Bourton Road, Gloucester, GL4 0LE, England.  
Telephone 0452-412572. Fax 0452-380890.

Printed by D.S.LITHO. Gloucester. Telephone 0452-523198.

# NEWS ON 4

## WEST COAST SIGN BLUE ALPHA

West Coast Computers have signed up Blue Alpha Electronics to carry out assembly work on SAM and its peripherals. The contract gives Blue Alpha sole assembly of the SAM Coupe until the Spring (when West Coast plan to add another production line - possible outside the UK) and production of the add-ons for at least the next twelve months.

Adrian Parker, Managing Director of the South Wales Company, told FORMAT "West Coast have recognised our expertise in the SAM field and although the contract will represent a large slice of our business in early 1993 it does not prevent us from developing and selling our own range of products."

Blue Alpha have now moved to new and more spacious premises a few miles from Swansea. They are also offering a repair service for SAMs, Spectrums, Plus Ds and DISCIPLES, and lots of other computer things as well. For more details see their advert in this issue.

## REVELATION OFFER

Revelation Software who took over the SAMCO software titles has made many ex SAMCO customers very happy.

SAMCO had taken orders for The Secretary word-processor and, because of various delays, only shipped a pre-release version without a manual.

Well now Revelation have obtained a list of those customers and have written to them offering a free copy of the manual provided that they buy at least one product from Revelation's current catalogue. Alternatively, because the manual for the latest version does not exactly match the earlier versions, Revelation have offered the customers a very special purchase price for the complete package of disc and manual.

Frank Broughton of Revelation said "We felt that SAMCO's customers

deserved a chance to see The Secretary at its best and that it will create an even bigger base of satisfied users. I'm sure many people will have been very surprised when our mail-shot dropped through their letter box."

Nice touch guys - its good to see a little thoughtfulness in the industry.

## 24 PIN PRICES DROP

Seikosha had become the first company to drop its Recommended Retail Price on a 24 pin printer below the magic £200 mark.

Their SL-90 model has fallen by 15% to 199 to spearhead the companies promotion of 24 pin printers into the business, home and education market.

The SL-90 features a 20k buffer, print speeds up to 240cps, two fonts and seven print modes.

Other printer manufacturers are rumored to be looking at their prices not that non-impact (laser and ink-jet) printers have taken so much of the higher end of the market.

## SAM OWNERS AVOID SUFFERING

Professional computer magazine and catalogues are full of adverts at the moment for wrist rests that help keyboard users avoid the very painful complaint known as Carpal Tunnel Syndrome. This complaint, also known as RSI (repetitive strain injury), is caused by holding the wrist joint in a fixed position for long periods. By relaxing the wrist support muscles the chance of this problem occurring are greatly reduced.

Nice to know those nice guys at MGT designed the SAM Coupe with just such a wrist rest built in - three years ago.

## EVEN LESS GAMES ON TV

Last months news item titled EVEN MORE GAMES ON TV seems to have put a curse on the BBC2 show 100%. Even before the printers ink was dry rumors

were floating that the show was in trouble and it now looks certain that the show, complete with its promised computer games section, has been axed.

BBC2 has struggled for several years to provide alternative (youth) viewing to go alongside international and local news coverage on BBC1. However only old (but still good) puppet series (like Thunderbirds and Stingray) and the much mucked about Star Trek TNG seem to draw in the viewers.

The program planners now have plans for a youth show to be screened later in the evening (so it can tackle harder-hitting subjects) and it is most unlikely that this would include anything to do with games.

## SUGAR BUY-BACK FIGHT

Alan Sugar's plan to purchase the shares of Amstrad he sold in the 80's and take Amstrad off the Stock Market have come up against a hitch.

A group of shareholders who feel that the 30p per share offer is not enough have pledged to fight the move in the run-up to the companies next AGM.

It is also uncertain if Sugar can gain enough votes from the large institutional shareholders to get his plan through as he is unable to vote his own share block on this matter.

While Amstrad looks round for a new product line to make money on there push into many markets is now centred around their "User Friendly" ranges - from computers to videos.

If Alan Sugar is successful it could start a run of such "repurchase" moves with several high-street names looking closely at taking their shares off the Stock Market which they, like Amstrad, feel does not understand the modern retail industry.

This story looks set to run and run.

News Credits:

**URGENT** we need your news. Anything you think other people should know about. Items printed earn contributor 3 month extra subscription (please claim when renewing).



Yo Ho Ho, and a Very Merry Christmas too one and all. You know, it was only as I began to think about how to start this page that I got the first twinge of the Christmas Spirit, I must be getting old, well the kids are anyway (number one gets wed next May) so if it wasn't for all the adverts for toys on the telly I could just miss Christmas.

This month we have the welcome return of The Help Page. Kevin Gould, an enthusiastic Spectrum user, has agreed to edit a NEW - LOOK Help Page. New look because, rather than one person (the all knowing and much missed Nev) answering everything in sight, Kevin needs your help to help others. Ray Bray has already agreed to help Kevin with some of the SAM questions but they are both looking for people with specialist (and not so specialist) area of knowledge. You don't have to be an expert - even as a beginner you still know more than someone who hasn't even started. So please, help make our Help Page the best there is, contact Kevin and see what help you can give.

And finally. The office will be closed from Wednesday 23rd December to Monday 4th January, for some reason Jenny wants to be home with her kids (funny woman). I will be in some of the time so if you have any need of the hot-line it is worth trying. A little reminder now that due to your's truly doing his duty on jury service there will be no daytime technical hot-line for the two weeks starting the 8th December. The normal evening service, from 7.30 to 9.30pm, should still be available if you need any technical help.

Now there is a lot in this months issue, but there always is isn't there. So - on with the show and see you next year.

Bob Branchley. Editor.

# S.D. Software

## *SPECMAKER UNIDOS PC-SUITE*

**UNIDOS** Version 2 of the incredible new DOS from Steve Warr for the PLUS D and DISCIPLE. Same DOS file for both systems. Random files. Sub directories. Hundreds of files on one disk. Hidden files. Protected files. Copy files of any length. Incredibly versatile screen dump routines. Error trapping. Many more features. Compatible with all Spectrums\*. Over 20 programs now included on the disk. \* +2A/+3 restricted to 48K mode.

**SPECFILE+** Now a Spectrum data filing program that never gets out of date. Specfile+ holds a massive 28K of data and by using data compression makes it seem like much more. Very fast CASE selective and complex searches. Designed to be added to so it grows as you do. This program is a must have for any one with data to hold.

**SPECMAKER** The simplest Spectrum emulator for your SAM. 1000s of 48K programs work without the need for any conversion. Most other programs need only minor changes. All the extra SAM keys work in Spectrum mode. Uses SAM's parallel printer port and up to 360K of SAM memory as a RAMDISK. PLUS D and all OPUS disks\* can be loaded into SPECMAKER and saved to SAM disk. Can now convert files between Messenger & SPECMAKER format and so save on valuable disk space. Supplied on 3.5" disk \*Master Dos & Master basic required for single density OPUS

**PC-Suite.** From the author of SPECMAKER S.D. Software brings you PC-SUITE. Now you can transfer your IBM data files by reading and writing IBM disks on your Sam. PC-Suite will let you format IBM disks on Sam. Write Sam basic programs on your PC.AT. Use PC-Suite to copy Sam data files to PC disk and print them on a high quality laser printer. Many more uses. nb. Not a PC emulator.

INDUG PRICES		NON MEMBERS	
Specfile+	£ 9.95	£12.95	
UNIDOS	£19.95	£25.95	
Createfile Manual	£ 5.50	£ 6.50	
Specmaker	£ 9.95	£12.95	
Specmaker Upgrade	£ 6.50	£ 8.00	
PC Suite	£19.95	£25.95	
IBU* /SAMIBU	£ 3.50	£ 4.90	
DBU*	£ 4.00	£ 5.50	
File Converter*	£ 4.50	£ 5.30	
Hackers Workbench*	£ 8.50	£ 9.90	

\* GDOS programs still available \*

PLEASE Add £0.50 Postage  
(£1.20 OUTSIDE UK)

DO NOT FORGET YOUR INDUG  
MEMBERSHIP NUMBER

S.D. Software, 70 Rainhall Road, Barnoldswick, Lancashire, England. BB9 6AB.

# SHORT SPOT

Edited By:- John Wase.

I have the usual miscellaneous assortment of items on my desk this month. There are programs waiting to be reviewed; gadgets, too, and lots of post. And a lot of tools, several pieces of laminate-coated chipboard, some screws and fixing blocks, a lot of dust and even more chaos. Once again, like Jack's beanstalk, in spite of rigorous pruning and chucking, my collection of bits and pieces has outgrown its rightful place and overflowed on the floor, into the next door room.... All mixed up with lots of other work, all looking balefully at me. Ah, well; it's all got to stop - it's "Short Spot" time again.

So The Season's Greetings to you all, and here's the first item.

I'm still using bits and pieces from a splendidly voluminous tape sent by Alan Cox of St. Clears, Dyfed. One of his offerings is especially seasonable, though as one who has to drive long distances (we commute some 60 miles; 30 each way, a day), I hope that the output is not mirrored in real life. This particular program, then, is aimed at two sorts of readers; firstly the very young (and the young at heart) who delight in patterns. It's called "Snowflake": just type it in and run it. Secondly, those of you who are learning to program in Basic will find in it sufficient depth to puzzle at. Go for it! Type it in; run it to check that it's OK. All right: how does it work?

```

1 REM Snowflake
2 REM by John Exell
3 REM Popular Computing Weekly
4 REM 30 March-5 April 1989
5 REM The original program at lines
  10 to 570 sets out the changes
  that are made to the angle a exp
  licitly, and is therefore easy to
  understand - but it is a bit t

```

edious to type in

6 REM I have therefore, with apologies to John Exell, put a compressed version of the program from line 1000 onwards in case you just want to see the effect with less typing-in effort

```

10 LET s=2
30 FOR c=-1 TO 1 STEP 2
40 FOR d=-1 TO 1 STEP 2
50 FOR e=-1 TO 1 STEP 2
60 PLOT 65,5
70 LET a=PI/2
80 GOSUB 160
90 GOSUB 530
100 PAUSE 200: REM - insert print program here
110 CLS
120 NEXT e
130 NEXT d
140 NEXT c
150 STOP
160 FOR n=1 TO 3
170 GOSUB 210
180 LET a=a-2*PI/3
190 NEXT n
200 RETURN
210 GOSUB 290
220 LET a=a-PI/3
230 GOSUB 290
240 LET a=a+2*PI/3
250 GOSUB 290
260 LET a=a-PI/3
270 GOSUB 290
280 RETURN
290 GOSUB 370
300 LET a=a+PI*c/3
310 GOSUB 370
320 LET a=a-2*PI*c/3
330 GOSUB 370
340 LET a=a+PI*c/3
350 GOSUB 370
360 RETURN
370 GOSUB 450
380 LET a=a+PI*d/3
390 GOSUB 450
400 LET a=a-2*PI*d/3
410 GOSUB 450
420 LET a=a+PI*d/3
430 GOSUB 450

```



# The Secretary

The NEW word-processor for the SAM Coupé

## AVAILABLE NOW

Yes, at long last, a word-processor that does justice to the SAM range of computers. *The Secretary* is advanced, yet very easy to use. The program was originally planned for release by SAMCO as one of their flag-ship products. See for yourself the power and versatility of *The Secretary* and you will soon wonder how you managed without it. Available now at £14-95

## SPECIAL INDUG PRICE ONLY £12-95

Also available:-

	R.R.P.	INDUG PRICE
♦ SOUND MACHINE	£14-95	£12-95
♦ COMET ASSEMBLER	£29-95	£24-95
♦ ASTROBALL	£9-95	£8-95
♦ MANIC MINER	£9-95	£8-95
♦ BATZ N BALLS	£9-95	£8-95
♦ SPLAT!	£9-95	£8-95

NEW RELEASE - OUT 8th January 1993.

**WOP GAMMA** - A Super-Fast 'Boulder Dash' Clone - FULL SCREEN SCROLLING - 60 Levels - R.R.P. £9-95 INDUG MEMBERS £8-95

Orders taken NOW for prompt dispatch on launch day.

- ♦ All prices include UK postage and packing. Overseas add £1 surface, £2 airmail.
- ♦ Payment by UK cheque, Eurocheque or PO. Payable to Revelation Software.
- ♦ Please quote Indug number on order if claiming discount.

♦ Send orders to:-

Revelation Software,  
PO Box 114,  
Exeter,  
Devon,  
EX4 1YY.

**Revelation  
Software**

```

440 RETURN
450 DRAW s*COS a,s*SIN a
460 LET a=a*PI*e/3
470 DRAW s*COS a,s*SIN a
480 LET a=a-2*PI*e/3
490 DRAW s*COS a,s*SIN a
500 LET a=a*PI*e/3
510 DRAW s*COS a,s*SIN a
520 RETURN
530 PAUSE 100
540 PLOT 173,5: REM this may be diffe
    rent for different computers -tr
    ial and error needed
550 LET a=5*PI/6
560 GOSUB 160
570 RETURN
1010 LET s=2
1030 FOR c=-1 TO 1 STEP 2
1040 FOR d=-1 TO 1 STEP 2
1050 FOR e=-1 TO 1 STEP 2
1060 PLOT 65,5
1070 LET a=PI/2: LET b=PI/3
1080 GOSUB 1160
1090 GOSUB 1530
1100 PAUSE 200: REM insert print progr
    am here
1110 CLS
1120 NEXT e
1130 NEXT d
1140 NEXT c
1150 STOP
1160 FOR k=1 TO 3
1170 GOSUB 1210
1180 LET a=a-2*b
1190 NEXT k
1200 RETURN
1205 REM *****
1210 GOSUB 1290
1220 FOR l=-1 TO 5 STEP 3
1230 LET a=a+l*b
1240 GOSUB 1290
1250 NEXT l
1260 RETURN
1265 REM *****
1290 GOSUB 1370
1300 FOR m=-1 TO 5 STEP 3
1310 LET a=a-c*m*b
1320 GOSUB 1370
1330 NEXT m
1340 RETURN
1350 REM *****
1370 GOSUB 1450
1380 FOR n=-1 TO 5 STEP 3
1390 LET a=a-d*n*b
1400 GOSUB 1450
1410 NEXT n
1420 RETURN
1430 REM *****

```

```

1450 DRAW s*COS a,s*SIN a
1460 FOR p=-1 TO 5 STEP 3
1470 LET a=a-p*e*b
1480 DRAW s*COS a,s*SIN a
1490 NEXT p
1500 RETURN
1510 REM *****
1530 PAUSE 100
1540 PLOT 173,5
1550 LET a=5*PI/6
1560 GOSUB 1160
1570 RETURN

```

I boomed last month. My bit from Ettrick Thomson solving the card problem had nothing to do with Steve's day/date solution. My apologies, Ettrick. However, clearly following on from this, again from Alan, is a little note which should have been included previously, but which also got transposed with something else (my apologies, Alan). Alan mentions that the problems with the court cards in a bridge hand are easily dealt with in Basic - there is no need to go into machine code or resort to reading ports, or anything complicated or elaborate. Staying with Basic, you merely call the cards of each suit 1 to 13 (or 2 to 14 if you prefer). You only need the J, Q, K and A notations when you communicate with humans, and this is easily done by including various statements in a PRINT command like ("K" AND n=13), etc. You can also easily include a suit value if you want to: in particular, you can enhance the value of the current trump suit by, for example, cardval=cardval+100\*(suit=trumps).

Many thanks, as usual, Alan.

Ettrick Thomson in fact also sent in the following information, which does concern the day/date problem. He mentions that in his program "Weekday", there is by Spectrum standards (though not SAM standards), a syntax error in LINE 40. Here, there is no semicolon between the prompt ", year(eg 1992):" and the variable, yr. So it seems that with SAM, this semicolon, although acceptable, is not essential, as it is with the Spectrum. This is another small point for a SAM manual, which is still on my list of

"things to do"! Many thanks, Ettrick.

A further boob, too, while I'm at it, which you should be able to use for your advantage, as they say. Ettrick's original program for SAM; "Weekday", contains a procedure which shouldn't be there. You had it as a bonus. It was inadvertently included when Ettrick saved the program, and since the program worked for me, I didn't see it, either. So what is this mysterious SAM procedure, and what does it do? Well, it's a utility to help with LLISTing programs, particularly to an Epson-compatible printer. Parameters: it LLISTs from lines L1 to L2 with left hand margin m, and w characters per line. If your program has hash signs, omit n from the call, but if it has pound signs, put n=3. There are quite a few other Epson printer control codes. They set elite pitch, slash zeros, choose international character set n, and left-hand margin m, and, finally, restore normal printer settings when it's all done.

In case you didn't get it before, here it is...

```
20000 DEF PROC Lstprg L1,L2,m,w,n
20010 DEFAULT m=0,w=40,n=0
20020 LOCAL e$: POKE SVAR 14,w-1
20030 LET e$=CHR$ 27: OPEN #5,"b"
20040 PRINT #5,e$;"M";e$;"-";"l";e$;"R"
      ;CHR$ n;e$;"l";CHR$ m
20050 LLIST L1-1 TO L2
20060 PRINT #5,e$;"-";"0";e$;"@": CLOS
      E #5
20070 POKE SVAR 14,79
20080 END PROC
```

Finally from Ettrick, that program from A.Watson, printed in October's "Short Spot". You remember, "Defkey", which "LPRINTs to the screen"! Here's how it works.

LPRINT (and LList and COPY, for that matter) first fill up the printer buffer, a line at a time; each byte (they are not dealt with consecutively) is loaded into an address whose high byte is found from System "Variable" 23681 and low byte from PR CC at 23680; 23681 normally

contains 91, and 91\*256=23296, the first byte of the display file. So what happens is that each LPRINT statement puts data not into the printer buffer, but into the display file, so you see it on the screen, in a position determined by (23681). But the curious layout of the display file (Manual Chapter 24; The Memory) means that each line of print does not occupy 8 consecutive pixel rows, as is usually arranged, but the 8 pixel rows appear separately, 8 pixel rows apart. So the program "prints" each string 8 times, one pixel row beneath the previous printing, and hence each string appears on the screen with all its characters stretched out 8 times in the vertical direction.

Many thanks, Ettrick.

A note of distress from Kevin Gould of Heighington, Lincolnshire, next. You remember, he'd a problem when he tried to use the Pokes to use the Spectrum +2A's printer port with a PLUS D. Still no go. I suspect my answer's correct, then, and the problem lies with G+DOS grabbing the output. I suspect also that it's now hardware time - some lines will have to be cut somewhere. Brian Gaff (you could well contact him) might have the solution, but meanwhile, can anyone help us? Please drop me a line if you know how to deal with this problem.

Next, we have a big fat package, by registered mail, from Istvan Ordog of Budapest, Hungary. Great to hear from you again, Istvan. Istvan sent me a disc tool kit for the PLUS D, asking me my opinion. It comes up with an expanding oblong on the screen in nice colours, with options like Catalogue, disc monitor, track test, track toolkit, directory editor, hidden file, recall, IBM convert, help and exit. The cursor key scrolls a nice inverse bar up and down, allowing you to select. The overall standard of programming is very high. Istvan asks if it could be sold in "FORMAT" readers' services. Normally, we would expect you to advertise in the usual way, but in view of the problems, of corresponding, we'll see what can be

done.

Next, here's a little calendar from Istvan's ZX User Club. It prompts you for the month and year, and then prints up a complete calendar of that month. I know we've had calendars before - this is very nice and quick, though, and quite seasonable - everyone has a new calendar for Christmas, don't they. Istvan mentions that on some of their Spectrums (those with a clock board added), an autorun file reads the month from the built-in clock on booting.

```
1 REM KALENDER FROM ZXUSERCLUB-83.N
  OV
2 DATA "January",1,31,"February",2,
  28,"March",3,31,"April",4,30,"Ma
  y",5,31,"June",6,30,"July",7,31,
  "August",8,31,"September",9,30,
  "October",10,31,"November",11,30,
  "December",12,31
3 RESTORE 3: FOR i=0 TO 7: READ z:
  POKE USR "P"+i,z: NEXT i: DATA 2
  0,20,0,60,2,62,66,62: RESTORE
4 LET s=0
5 DIM a(31)
6 CLS : INPUT "Month? ";m: IF m<1 O
  R m>12 THEN GOTO 8
7 INPUT "Year? ";j: IF j<100 THEN L
  ET j=j+1900: CLS
8 LET ch=2: REM "PRINTER/3,SCREEN/2
  ? ";ch: IF ch<2 OR ch>3 THEN GOT
  O 11
9 READ m$,a,b
10 IF a=2 AND ((j/4)-INT (j/4))=0 TH
  EN LET b=b+1
11 IF m<>a THEN GOTO 12
12 LET f=m+1: LET c=j: IF m<3 THEN L
  ET f=m+13: LET c=c-1
13 LET h=(INT (365.25*c)+INT (30.6*f
  )+5)/7: LET h=(h-INT h)*14+1
14 IF (h-INT h)*10>=5 THEN LET h=h+1
15 LET h=INT h
16 IF h=1 THEN LET n=1
17 IF h=3 THEN LET n=4
18 IF h=5 THEN LET n=7
19 IF h=7 THEN LET n=10
20 IF h=9 THEN LET n=13
21 IF h=11 THEN LET n=16
22 IF h=13 THEN LET n=19
23 PRINT #ch;AT 3,0: PRINT #ch;m$;"
  ";j: PRINT #ch;"
24 PRINT #ch;" Mo-Tu-We-Th-Fr-Sa-Su"
25 PRINT #ch;"
```

```
50 LET x=8
55 LET d=1
60 FOR k=n TO n+(2*b) STEP 3
70 IF d<10 AND k>17 THEN PRINT #ch;
  INVERSE 1;AT x,k+1;d:=INVERSE 0
  : GOTO 100
80 IF d<10 THEN PRINT #ch;AT x,k+1;d
  :=GOTO 100
85 IF k>17 THEN PRINT #ch; INVERSE 1
  ;AT x,k;d:=INVERSE 0: GOTO 100
90 PRINT #ch;AT x,k;d;
100 IF k=18 OR k=19 THEN LET x=x+2: L
  ET k=-2
105 IF d=b THEN INPUT "NEW INPUT? ";X
  $: IF X$="Y" OR X$="y" THEN CLS
  : GOTO 1
110 IF d=b THEN GOTO 200
120 LET d=d+1
130 NEXT k: IF d=b THEN STOP
200 STOP
9999 SAVE d*"CALENDAR" LINE 1
```

Now back to SAM. Here's some more of those nice, simple programs to type in, sent in by Chris Dodd, of Thornbury, Bristol (he sent in a great long pile of these - just what's needed to brighten up those foul, dank, cold January days). Come on; even if you're only a beginner, you can surely sit in front of the keyboard long enough to get these in correctly. And to puzzle out how they work (they're not difficult). And to use some of the principles in your own programs. And if you're an expert, well just type 'em in anyway - they're nice and refreshing! And you might even be able to improve on them - and send "Short Spot" the result!

Let's look at "twirl", first. This draws a little "tuft" of crossing, multicoloured lines. Then another one, a little distance away. Then it rotates the two, meshing them like the cogs of a wheel (shades of the "Spirograph" again!). Here it is...

```
10 LET s=1: FOR a=0 TO PI*2 STEP (P
  I*2)/120
20 PLOT PEN s;128+35*COS a,77+70*SI
  N -a: DRAW TO PEN s;128+70*SIN a
  ,77+35*COS -a
30 LET s=s+1: IF s=16 THEN LET s=1
40 NEXT a
50 FOR a=1 TO 15: FOR s=4 TO 0 STEP
  -1: LET c=a+s: IF c>15 THEN LET
```

# SAM COUPE ARCADE DEVELOPMENT SYSTEM

At last, the amazing new games creation system from Glenco Software.

## ARE YOU FED UP WITH THE LACK OF GAMES FOR THE SAM COUPE ?

Well, now you can write your own !!!

- ① The SCAD system will allow anybody who can program in BASIC to write complex and exciting arcade games or graphics demonstrations with ease.
- ② SCADs is supplied with an extremely comprehensive 200 page ring bound manual, explaining all of the powerful commands in great detail.
- ③ The SCAD system is extremely easy to use. You could be writing your first game within hours of reading the SCADs manual !
- ④ Write amazing games to challenge all of your friends.
- ⑤ All games written using SCADs can be sold commercially.

## SCADS IS ALL YOU MAY NEED TO START YOUR OWN COMMERCIAL SOFTWARE HOUSE

- |   |                                    |
|---|------------------------------------|
| ✓ 64 On screen sprites                    | ✓ Large number of sprites supplied |
| ✓ Large 200 page A5 manual in ring binder | ✓ Up to 255 scenery graphics       |
| ✓ Over 60 new BASIC commands              | ✓ Sprite paths                     |
| ✓ Complete game, supplied with remarks    | ✓ Out-of-this-world sound effects  |
| ✓ Comprehensive room editor               | ✓ Over 250 screens/rooms           |
| ✓ Automatic collision detection           | ✓ Proportional characters sets     |
| ✓ Up to 255 sprite images                 | ✓ WIMP designer enviroment         |
| ✓ Ladders, stairs and conveyor belts      | ✓ Automatic missile firing sprites |
| ✓ Automatic animations                    | ✓ Joy-stick/keyboard control       |

## What the Papers Say

**SU, NOV '92** : "...allow you to produce some pretty stunning computer games", "a thoroughly impressive package", "Go for it", **OVERALL SCORE 93%**

**ENCELADUS OCT '92** : "immaculately presented", "more versatile", "overall I'd recommend SCADs", **OVERALL SCORE 94%**

**OUTLET, OCT '92** : "polished", "more advanced", "superior manual", "superior demonstrations", "Excellent"

Complete SCAD  
System

£24.95

28 Day money-back guarantee if not entirely satisfied

# Glenco Software

1 Osborne Road, Oxbridge, Stockton on Tees, Cleveland,  
TS18 4DJ Tel (0642) 604740

```
c=c-15
60 PALETTE c,s: NEXT s: NEXT a: GOT
O 50
```

Just a little point of puzzlement though. Why does the rotating twirl go all faint on me? How can one prevent it? Come on, all you clever, advanced programmers: drop me a line.

Now "Tube". I've seen lots of tube programs for SAM: so have you. This one, however, makes an unusually solid tube that gets bigger and bigger as it advances in an undulating fashion towards you, on-screen.

```
10 MODE 4: PALETTE : PAPER 0: BORDE
R 0: CLS #
20 LET p=1: FOR x=1 TO 207 STEP 3:
LET p=(p+1) MOD 15+1
30 FOR g=1 TO 4: CIRCLE PEN p;x,(9*
SIN (x/7)+88),x/5+g
40 NEXT g: NEXT x
```

Unfortunately, this program does not give you the opportunity to alter the choice of colours: they're fixed, though there's lots.

There is, however, a nice little addition to "tube". Just add the following lines...

```
10 MODE 4: PALETTE : PAPER 0: BORDE
R 0: CLS #
50 FOR a=1 TO 15: FOR s=4 TO 0 STEP
-1: LET c=a+s: IF c>15 THEN LET
c=c-15
60 PALETTE c,s: NEXT s: NEXT a: GOT
O 50
```

...and the tube writhes in horrific intestinal motion. (Yuk!).

Again, the same problems ensue. The colours of the writhing tube are very faint. After all, I guess the same principle's invoked. Maybe if there was some calculation on the variables "c" and "s", so that bright colours were shown on-screen, the effect would be better. Needs someone with more knowledge of the palette than me, though... How about it?

"Now, you scruffy so-and-so's. Marks all over the polished stuff, aren't

there. Off with your fingers! Go away and play with your computer, and stop mucking about". So, never heard comments like that? Never mind; here's a program to make nice clean finger prints on-screen. Don't worry if SAM pauses a while; he seems to need some time to think in this one!

```
5 MODE 1
10 BORDER 0: PAPER 0: PEN 7: CLS
30 LET a=76.11
40 LET alf=a*PI/180: LET c=COS (alf
)
50 LET s=SIN (alf)
60 LET namx=200
70 LET m=52
80 FOR j=1 TO m
90 LET x=0: LET y=j/m
100 FOR n=1 TO namx
110 LET w=x
120 LET x=x*c-(y-x*x)*s: LET y=w*s+(
y-w*w)*c
130 IF ABS (x)>4 OR ABS (y)>1 THEN S
AVE "finger1"SCREEN$
135 IF x>1 OR y>1 THEN GOTO 150
140 PLOT x*128+128,y*85+85
150 NEXT n
160 NEXT j
```

Eventually, there is a nice asymmetrical finger print on the screen. Line 130 saves it for you as a SCREEN\$, but if you don't want this to happen, insert:-

STOP : REM

between THEN and SAVE in Line 130.

O.K. How does it work?

Of course, if you're idle, like me, and haven't the time or can't be bothered, just type in this little program. It gives a symmetrical pattern not dissimilar to a finger print. The whole comes as a rather pleasing little picture of the print in a nice shade of mauve - but the print itself is not nearly as convincing as the one in the long program. A pity. The predecessor in my room at University was a mathematician, and a great one for programming. On the wall was a little card with the slogan "Think! Maybe we can dodge this work!" Sorry, folks: in



this case, it just doesn't pay.

```
10 BORDER 7: PAPER 7: PEN 3: CLS
20 FOR b=0 TO 80 STEP 2
30 FOR a=0 TO 2*PI STEP .1
40 PLOT 127+(b*COS a),88+(b*SIN a)
50 NEXT a
60 NEXT b
```

Many thanks, Chris.

And, sticking with SAM, here's a little note from Dave Marriott of Long Eaton, Nottingham. Dave mentions Alan Cox's problem of losing his character set when diverting CHARS on SAM. He writes that it seems that the font you wish to use must lie within Page 0 of RAM (16384 to 32767). Although CHARS, like any two-byte number, can carry a value of up to 65535, SAM probably ignores the two most significant bits and uses the rest as an offset within Page 0. Dave also mentions that he finds that the best place to put alternative fonts is in the system Heap at 16384, with any machine code to manipulate them in there as well. In addition, Dave mentions that there is another restriction on alternative fonts. Frustratingly, it is only effective for characters 32 to 127 (space to copyright symbol) of your new font; for the UDG's from 128 upwards, SAM still uses the normal character set.

Sorry folks; I thought I had a nice Christmas Puzzle to end with, but I can't find it. So I guess that all I can do is dig out an old "April Fool" job to keep you amused over Chrimbles. It is one of the usual crisp bits of code written specially for the Spectrum by our regular contributor L.G.Baumann, of Cowies Hill, South Africa, which he sent me a little while ago, and which I was keeping until early in the new year, for next April's issue, to be exact. Unfortunately, Bob's jury job has made me write this early, so I've had to dig around. Here it is, anyway. Hope it gives you a laugh, too.

```
10 LET f$="APRIL FOOL"
20 FOR f=1 TO 10
30 READ a: LET f$(f)=CHR$(CODE f$(f
```

```
)a-20)
40 NEXT f
50 LET f$=f$+" ": REM TWO SPACES
60 FOR f=1 TO 58: PRINT f$;: REM NOT
  E SEMI-COLON
70 BEEP .05,f/1.6: NEXT f
80 DATA 32,9,20,29,33,20,38,18,6,27
```

Many thanks, Mr Baumann, and sorry it was so long in the printing - I was saving it.

Once again, it's imploring time. Please send me your snippets - nice little bits like Chris Dodd's are just as acceptable as very esoteric pieces - don't forget; if you are a beginner, there are lots of other beginners out there, too. And please do send a listing and a disc; both with your name on. As I get older and more chaotic, I lose things so much easier! Please send your bits and pieces to:-

John Wase,  
Green Leys Cottage,  
Bishampton,  
Pershore,  
Worcs,  
WR10 2LX.

And a Merry Christmas to you all!



# The HELP PAGE

Edited By:- Kevin Gould.

Welcome to the first Help Page under new management. My name is Kevin Gould and, ably assisted by Ray Bray, I will try to answer your Spectrum and SAM problems. Where we can't find a solution, and we don't profess to be total experts on everything, we will use these pages to pass on your plea for help to other readers. Ray will be handling most of the SAM problems while I handle those Spectrum related. But we also need to build a panel of experts on specialist subjects. So if you know a bit about something (anything) then drop us a line so we can add you to our list of people to call on when a problem falls outside our sphere on knowledge.

Now, onto the real business and YOUR help letters.

First off, Mr Hatchett (lets have first names and keep it informal please). He has problems with a PLUS D and a Cumana CSA 354 drive. He has tried everything.

The system tape loads and works until YES to the FORMAT question when he has an error message check drive 1 at line 4110. This is the actual Format command.

Kevin answers: I may be able to answer after researching and delving back to Vol 1 N° 10 and step rate, may have no connection apart from a Mr Wooff having a Cumana CS400 (if yours works, write in). To be as helpful as possible, as I have nothing to work on, try 9 or 12 in step rate question. The other (and most likely) problem could be that the drive you are using is set up internally as drive 2 - I understand from Bob that many PC drives are shipped set as drive 2 - try changing the jumper/switch inside the drive and see if that does the job. Otherwise send me as much info as

you can as to disc requirements and how you are setting up your system file. I presume you are using G+DOS 2a for ROM 1a.

And now a big thank you to R.H.Doughty, he is answering Mr Burtons question which Nev Young printed in the April edition. If he only wants to do a black on white screen dump this can be inverted by a short program using machine code.

```
10 REM inverscrn 17.5.92 R.H.Doughty
15 REM adjust lines 20 & 40 to suit
  interface and computer
20 LOAD "" SCREEN$
25 PRINT #0;"any key to continue": P
  AUSE 0
30 INPUT "Invert or save screen I/S
  ";CS: IF CS <> "I" AND CS <> "S"
  THEN GOTO 30
35 IF CS = "I" THEN GOSUB 60: GOTO 3
  0
40 SAVE "inverscrn" SCREEN$
50 GOTO 30
60 RESTORE 65: FOR N=0 TO 16: READ A
  : POKE (64000+N),A: NEXT N
65 DATA 33,0,64,1,0,24,62,255,150,11
  9,35,11,120,177,32,246,201
68 REM three three, zero, six four,
  one, zero, two four, six two, two
  five five, one five zero, one on
  e nine, three five, one one, one
  two zero, one seven seven, three
  two, two four six, two zero one
70 RANDOMIZE USR 64000
75 RETURN
```

The program itself may be held on screen by LIST & ENTER for an initial test using GOTO 30.

(line 68 in the above is for clarification as numbers can be typed in wrong - do you like it?)

Malcom Jones has a program, which he is trying to convert to his SAM running MasterDOS, in which a variable



called NC is DIMensioned e.g DIM NC(76). Part of the way through the program is the line ERASE NC: DIM NC(76). In another similar program, the DIM after the ERASE is for a different number (different size array).

In SAM BASIC how can he ERASE the original array and set up a new array using the same name but different size. The program is too involved to use two different array names. They both use the same info but he presumes for different reasons.

Ray answers: With both Spectrum and SAM BASIC it is quite simple to erase the contents of an array. All you need to do is to declare another array using the same variable name with the DIM command, and using the same or revised dimensions.

What you can't do is to amend the dimensions of an array without erasing all the existing data. MasterBASIC gives the facility to do this in respect of strings and string arrays; just one of the many useful functions provided by this excellent piece of software by Dr. Andrew Wright.

Another one from Malcom. He has recently been given a VDU with no manual. The make is INCOTERM CORPORATION A66-03. On the rear of the monitor are 3 "D" sockets and one boyonete type, they are marked J1-J4. J1 is 7 pin while J2 & J3 are 15 pin. He would like to connect either his SAM or 48k Spectrum to it.

Kevin: I have a +2a which has the RGB socket, however a custom made board which a friend made had to be be fitted inside the VDU, this has no sound.

A quick flick to April 91 (perhaps W. Marsden from St. Helens could write in) has a Spectrum + and a Sanyo BM-12ESN VDU. Nev answers the number of lines required is 625. You would need an RGB input on the VDU as well as the Speccy (128k models have a proper RGB output signal and socket).

Ray adds: He does not know this make either but continues regarding monitors to Spectrum and SAM, I would like FORMAT readers to write in and let me know what success they have had in connecting various monitors and TV sets (using the aerial socket or the SCART), so that I can compile a list of suitable equipments which can be then be published in FORMAT. The kind of information I am after, apart from equipment type and cost, is the clarity, stability and control of the display, the reproduction of colours, and whether or not you have encountered any problems. This sort of information is long overdue and I am sure it will be of use to many readers who are contemplating changing their current display equipment.

Come on, those of you who are using a VDU write in, you have done it so tell us.

Tony Watson writes "As no doubt many readers will have informed you, dawn will only come in "Lords of Midnight" 30 seconds or so after you have pressed the "NIGHT" key (U). During this time, the forces of Doomdark make their response to your moves.

However, the above applies to the tape loaded Spectrum version. The game does not seem to travel well via the Messenger to the SAM disc and when night falls on the disc stored version, it stays fallen.

Another game which also fails to translate to the SAM disc via Messenger is "Airwolf" which loses all vertical control.

I too would like some help with solutions to these transfer problems whether they are games, utilities or whatever.

Ray answers: I'm sorry I can't help you on this one as I do not have access to a Messenger. Most of the transfer problems are caused by the program trying to use a Spectrum port which is allocated for other purposes within SAM. On the face of it this does not seem to be the trouble in

this case, as the program works when tape loaded. As you say, there are many problems which arise when trying to run Spectrum software on SAM. It would be useful if readers could let us know what problems they have encountered and inform us of any solutions they have found, so that we can pass them on; in particular does anyone have a solution to Tony's problem?

Kevin adds: Does any one know if it is possible to transfer WEC Le-Mans (Spectrum) to PLUS D disc.. The BASIC is protected.. any ideas..

You can't get a question much shorter than this from Mark Longhorn, thanks Mark.

What is the pin configuration on the PLUS D disc drive.

Ray answers, looking at the back of the PLUS D and reading right to left the top line are numbered 1 to 33 and the bottom line are numbered 2 to 34. Here is what they do. The other pins are not connected.

PIN	USE	
1 to 33	All 0 Volts	
8	Index	In
10	Disc 1 Select	Out
12	Disc 2 Select	Out
16	Motor On	Out
18	Direction of Step	Out
20	Step Pulse	Out
22	Write Data	Out
24	Write Gate	Out
26	Track Zero	In
28	Write Protect	In
30	Read Data	In
32	Side Select	Out

Kevin adds: perhaps you could write and say whether its for reference or something else - I am most interested.

Quite a long letter from R. Barton, BFPO 314, HMS Jersey. He owns a Spectrum +2 with PLUS D and a BBC. He has been given a pair of NEC 8 inch drives which have NEC FD 1165A on the rear. Both have power sockets similar to the BBC compatible drives and a signal lead not unlike the BBC drives

but has a lot more wires to it. Is it possible to convert this for use on the PLUS D if I can get power from another source, if I knew what power it uses. The capacity is not as much as 3.5" drives but his interest is trying to connect them.

Kevin answers: NEC's phone number is 0698 732221, they are based in Motherwell, Lanarkshire (as at 4.11.92). Perhaps as Ray added they will supply technical details. Any one else know anything about 8" drives?

Ray adds: Unless you can obtain the technical data on these drives it is impossible to tell whether they might be connectable to the PLUS D. Some later models of 8" drives were compatible with the Shugart standard used by the PLUS D but the majority were not. If the drives use hard-sectored discs then it is not feasible to use them. Assuming that they use soft-sectored discs, you still face the problem that the discs are probably single-density and single-sided. The PLUS D can be set to deal with single-sided discs using the POKE @1 and POKE @2 commands (numbers less than 128 equal single sided. But, unlike the DISCiPLE, the PLUS D will only work with double-density drives.

OK, now few questions of my own:-

1) Is it possible to connect the Saga 1 Emperor keyboard directly to a +2a. The reason being that I want to keep the +2a out of my kids reach as we now have the PLUS D and Genius Mouse interface together on a U-slot connected to a Fixer to the +2a. All I want to see is the mouse, keyboard, disc drive and VDU.

2) Anyone know how I can get the PLUS D to print when the Genius Mouse is specified in the Art Studio installation program. I am using ARTCON to make it disc based. I can keep the Mouse interface attached and select keyboard during installation and the PLUS D prints happily. I presume a data clash somewhere, any ideas.

3) Anyone know if it is possible to write a BASIC program using Tasword 2 on a +2a in 48k mode then SAVE it to disc either as a CODE file for converting or as a BASIC program to use as a BASIC program. I know that you can convert BASIC to a Tasword 2 file, is the reverse possible.

Please reply to Kevin if you have any ideas...

Do you find the Help Page too technical or difficult to understand? Does it actually answer your problem? are you reading this and thinking.. "I have a problem but cannot explain it and they will think I am stupid". Well, even if it takes pages or a disc to explain, WRITE. Half my working day is spent explaining things in every form you can imagine. All Ray and I ask is that you enclose as much information as possible, even if it is stupid.

Addresses:

Questions on all matters except SAM specific to:-

Kevin Gould  
FORMAT Help Page  
2 Barleyfield Close  
Heighington  
Lincolnshire (NOT LINCOLN)  
LN4 1TX

Questions on SAM to:-

Ray Bray  
FORMAT Help Page  
4 Tidworth Road  
Porton  
Salisbury  
Wiltshire  
SP4 ONG



LEO  
SOFTWARE

We have a very full range of Educational Software for both School and Home use. The range embraces Infant and Junior work, and covers the new NATIONAL CURRICULUM requirements in Maths and English.

Programs are available for the SAM Coupé and all Spectrums from the 48K onwards - even the +2A - and will work in 48K or 128K modes. They can be supplied on cassette, microdrive cartridge and most types of disc.

SAE for lists, please  
B. SEYMOUR,  
25, CHATSWORTH GARDENS,  
SCARBOROUGH,  
NORTH YORKSHIRE,  
YO12 7NQ.

Phone, any time, 0723 372621.

## SAM PRIME

The PRIME choice for all SAM owners.

Each issue contains: news, views, reviews, demos of some of the latest software, Machine Code tutorials, Games Master help, ProDOS articles, and much more besides.

Whatever your interests, there is something in SAM PRIME to suit your tastes.

The latest issue is now available - normally priced at £2.50. But if you quote your INDUG membership number, you can buy this issue for only £2 AND get a FREE copy of ZAT. ZAT is possibly one of the most informative Spectrum and SAM paper based fanzines around, with something for almost everyone. Each issue of ZAT normally costs £1.20, so with this special pack you save a grand total of £1.70!

The introductory issue of SAM PRIME is still available: priced at the special price of £1.50.

To order your copy, or for further details, please write to:  
SAM PRIME, c/o 5 Beacon Flats,  
Kings Haye Road, Wellington,  
Telford, TF1 1RG

Please only send Cheques/Postal Orders/Euro Cheques made payable to David Ledbury.

Are you a good programmer? Talented musician? Graphical genius? Then contact the above address for news on future SAM software projects on either the Spectrum or SAM! Don't let your abilities go unnoticed!

# A CHRISTMAS CARD

For Spectrum Or Sam

By:- Carol Brooksbank.

Have you ever thought of sending your computing friends a Christmas disc, instead of a Christmas card? I have done this a couple of times, once even back in my 48K Spectrum days.

What you put on the disc must be your own choice, of course, because a personalized Christmas "card" must be just that - personal. So all I can do is tell you the form my discs took, in the hope that it will trigger off ideas in you.

My discs had a "soundtrack" of Christmas carols, and a number of suitably Christmassy screens which were displayed one after the other.

I think you need a loading screen first, which says something about this being a Christmas greeting, telling the recipient to turn up the monitor volume so that he can hear the music, if you have any, and perhaps to press a key, when all the screen code blocks and music are loaded, to start the display.

I use about three or four other screens - usually featuring a Nativity scene or the Wise Men on one, Santa on another, something like a snowman, robins or a Christmas tree on another, and one which carries the greeting - my message and name. Last year's card had a final screen which said "The end", when the music finished.

Since I cannot produce original artwork to save my life, I use two main sources - clip art and the charts in embroidery books. Clip art is now freely available for both SAM and the Spectrum, and almost all collections have useful Christmas material. I have the collections from TEACHERS PET, SAM SUPPLEMENT, DAVE LEDBURY, SAMPRINT (Noesis' card and poster printing program) and PCG.




Fig.1.

Thanks to all these different collections, I can choose from 17 Santas, 12 Christmas trees, 2 Bethlehems, 3 Christmas puddings, and assorted holly, gifts, crackers, decorations, stars, angels, carol singers, snowmen and reindeer. Most of them are Spectrum screens in black-and-white. You can use them on SAM, of course. Load them into FLASH in MODE 1. If you wish, you can then select MODE 4 before adding colour. When adding colour on the Spectrum, or SAM mode 1, you must be careful about attribute clashes. Very precise placing of your motifs is needed to allow you to make the best use of colour, given that only two colours per 8x8 pixel cell are available. SAM specific material supplied in mode 4 screens is often already coloured. Figs. 1 and 2 show just a tiny sample of Christmas motifs from these clip art collections.

If you are going to combine motifs to make your screens, you will need an art package. ART STUDIO, THE ARTIST II, and SAM's FLASH all let you insert bits and pieces from other screens





## Software for the SAM COUPE

### £12.50 SC ASSEMBLER

If you have been reading the much praised article in the Format magazine 'Machine Code Without The Tears' by :- Carol Brooksbank and are new to the fascinating world of Machine code.

SC ASSEMBLER is the ideal program to help you, thanks to the unique automatic autotab editor designed to help the absolute beginner.

Review in 'Outlet' Issue 53 Jan 92 "Simple enough for the beginner powerful enough for the expert".

Format vol13 no12 "A delight to use, it's certainly the one for me".

Highly recommended by Carol Brooksbank

### £12.50 SC FILER

A POWERFUL SAM COUPE DATABASE

99% Machine code, Data compressed to allow massive storage of data. You can set up the database to your exact requirements, with fields of any size position, colour and charset in 4 different Mode 4 layouts and printouts.

Review in 'Sam Supplement' Issue 7

"Very versatile userfriendly database" 'Outlet' Issue 47 "Most professional looking file management program".

'Enceladus' Issue 7 "definitive filing system, if you need to file anything but this". 'Fred' Issue 9/14 "I would recommend you buy SC\_FILER" 'Excalibur' no3 "Best Database around 94%".

### £15.00 SC MONITOR

SC\_MONITOR is an essential utility to use with an Assembler to help understand, debug machine code programs.

Single step each opcode to see what it does and the effects it has on flags, registers, memory and screen. Various special types of breakpoints will help pinpoint bugs and resets in programs. Unlike other monitors incl CP/M, this monitor copes with all opcodes, paging types on SAM without crashing.

There is also a super fast intelligent disassembler. SC\_MONITOR comes with a large, comprehensive and easy to use manual with examples to help beginners

### £15.00 SC AUTOBOOT

SC\_AUTOBOOT is a new exciting chip for the Coupe. When you now turn on the power to the Coupe with a disc already in the drive, (disc will not corrupt) the DOS will immediately BOOT up.

Rets back to basic if no disc in drive No need to eject disc, turn on power, wait 3 secs, insert disc and press F9.

Remains 100% compatible with the most up to date ROM 3.0 chip, which software companies guarantee software to work with 100%. The chip also has a powerful reset button to Break into any program running. The chip is easy to fit with an easy to follow manual.

### £2.50 SC PD3

A Completion of SC\_PD1 (Specclone-Spectrum emulator, Disc Utility, Screen Compressor 1) SC\_PD2 (Screen Compressor 2), also included as a Bonus SC\_DISCLONE, a super exact clone disc copier.

### MORE INFO

Just send a blank formatted disc & a SAE for Demos/Screen Shots/Detailed Information on current software from STEVES SOFTWARE

### FAST ORDERS

If you need any of the above items quickly, then just phone from 6pm-9pm, your order will then be despatched first thing next morning, when goods reach you, just send a cheque or postal order for invoiced items.

### STEVE'S SOFTWARE

7 NARROW CLOSE

HISTON

CAMBRIDGE

CB4 4XX

TEL 6pm-9pm

0223 235150

Special Offer Buy SC Assembler-Monitor For £24 save £1.50. Upgrade from Assembler to SC\_Monitor £12

### DUST COVERS

High Quality Dustcovers, Pure White with Blue Rim Trimming, Waterproof, Machine Washable, Non Shrink, Non Fade

£5.50 SAM COUPE

£6.50 PRINTERS

£7.50 MONITORS

If Ordering Printer or Monitor cover Please state Model.

STEVE'S SOFTWARE is a member of TEAM SAM

anything - you can delete lines 10-50 and 70-2000, leaving you with only lines 10, 60 and the string tune\$. Save by:- SAVE "Ocome" LINE 10 and it will play the tune every time you load it. (Use GOTO 10 to run it again).

### Listing 2. For SAM with MasterBasic.

```
10 SOUND CLEAR 4096
20 RECORD SOUND OFF TO tune$
30 CLS : PRINT "PLEASE WAIT - PREPA
   RING SOUND STRING"
40 GOSUB 90
50 RECORD SOUND STOP
60 BLITZ SOUND tune$
70 CLS : PRINT "MACHINE NOW FREE FO
   R USE": STOP
90 LET tempo=12
100 LET v=15,vol1=v,vol2=v*16
110 REM Equate Notes to chromatic sc
   ale.
120 LET B=&05,C=&21,Cs=&3c,D=&55,Ds=
   &6d,E=&84
130 LET F=&99,Fs=&ad,G=&c0,Gs=&d2,A=
   &e3,As=&f3
150 FOR r=0 TO 31: SOUND r,0: NEXT r
   : REM Clear sound chip.
160 SOUND 20,1+2+4+8+16+32: REM Enab
   le all 6 channels.
170 SOUND 28,1: REM Enable sound chi
   p.
190 SOUND 0,vol1;1,vol2;2,vol1
200 RESTORE 400: REM Point to Data t
   able.
210 FOR r=1 TO 12+14+7+6+7+13+19+1
   6+21+32: REM Loop for number of
   chords.
220 REM Get Length,note1,octavel,not
   e2 etc...
230 READ L,n1,o1,n2,o2,n3,o3
240 REM Output Notes to sound chip.
250 SOUND 8,n1;9,n2;10,n3
260 REM Output Octaves to sound chip
   .
270 SOUND 16,o1+o2*16;17,o3
280 PAUSE L*tempo
290 NEXT r
300 FOR r=0 TO 31: SOUND r,0: NEXT r
   : REM Clear sound chip.
310 RETURN
330 REM Length,Note1,Octavel,Note2,O
   ctave2,Note3,Octave3... repeated
400 DATA 2,G,3,B,3,D,3,4,G,3,D,3,B,3
   ,2,D,3,D,3,B,3,2,G,3,D,3,B,3,4,A
   ,3,E,3,C,3,4,D,3,D,3,A,2
410 DATA 2,B,4,D,3,G,2,2,A,3,D,3,A,2
   ,2,B,4,D,3,G,2,2,C,4,E,3,G,2,4,B
   ,3,4,A,3,D,4,A,2
```

```
,4,D,3,G,2,2,A,3,D,3,FS,2
420 DATA 2,G,3,G,2,B,3,2,G,3,B,3,G,2
   ,2,G,3,CS,3,G,2,2,FS,3,D,3,A,2,2
   ,E,3,C,3,A,2,2,FS,3,D,3,A,2,2,G,
   3,D,3,G,2,2,A,3,D,3,FS,2,2,B,4,D
   ,3,B,2,4,FS,3,D,3,A,2,3,E,3,CS,3
   ,G,2,1,D,3,D,3,FS,2,6,D,3,FS,2,D
   ,2,2,0,0,0,0,0,0
430 DATA 4,D,4,D,3,B,3,1,C,4,E,2,C,3
   ,1,C,4,FS,3,C,3,2,B,4,G,3,D,3,2,
   C,4,G,3,C,3,2,C,4,FS,3,C,3,4,B,4
   ,G,3,B,3
440 DATA 2,A,3,D,3,B,3,2,B,4,D,3,G,2
   ,2,G,3,E,3,B,3,2,A,3,E,3,C,3,4,F
   S,3,D,3,A,2,2,D,3,FS,2,D,2
450 DATA 2,G,3,0,0,0,0,2,0,0,G,3,0,0
   ,2,FS,3,0,0,0,0,2,G,3,0,0,0,0,2,
   A,3,0,0,0,0,4,G,3,0,0,0,0,2,D,3,
   0,0,0,0
460 DATA 2,B,4,D,3,0,0,2,0,0,B,4,D,3
   ,2,A,3,D,3,0,0,2,B,4,0,0,D,3,2,C
   ,4,D,3,0,0,4,B,4,0,0,D,3,2,A,3,D
   ,3,0,0
470 DATA 2,B,4,G,3,B,3,2,C,4,FS,3,B,
   3,2,B,4,G,3,B,3,2,A,3,D,3,A,2,1,
   G,3,D,3,A,2,1,G,3,CS,3,A,2,4,FS,
   3,D,3,A,2,2,G,3,D,3,G,2,2,C,4,E,
   3,G,2,4,B,4,D,3,G,3,3,A,3,D,3,FS
   ,2,1,G,3,B,3,G,2,8,G,3,G,2,B,3
480 REM
490 DATA 6,0,0,0,0,0,0,3,D,4,G,3,G,2
   ,1,C,4,G,3,G,2,1,B,4,D,3,D,2,1,C
   ,4,D,3,D,2,1,D,4,G,3,G,2,1,B,4,G
   ,3,G,2,3,C,4,A,3,A,21,B,4,A,3,A,
   2,1,A,3,D,3,D,2,1,B,4,D,3,D,2,1,
   C,4,D,3,D,2,1,A,3,D,3,D,2,2,B,4,
   B,4,B,3,2,D,4,A,3,A,2,2,G,4,B,4,
   B,3,2,E,4,C,4,C,3,4,D,4,B,4,B,3,
   4,A,3,D,4,A,2
500 DATA 2,B,4,G,3,G,2,2,CS,4,G,3,G,
   2,2,D,4,FS,3,FS,2,2,E,4,E,3,E,2,
   2,D,4,FS,3,FS,2,1,CS,4,G,3,G,2,1
   ,B,4,G,3,G,2,2,A,3,A,3,A,2,2,D,3
   ,B,4,B,3,2,A,3,FS,3,FS,2,2,D,4,F
   S,3,FS,2,2,D,4,E,3,E,2,1,CS,4,E,
   3,E,2,1,CS,4,D,3,D,2,6,D,4,D,3,D
   ,2,2,0,0,0,0,0,0
510 DATA 3,G,4,D,4,D,3,1,FS,4,D,4,D,
   3,1,E,4,C,4,C,3,1,FS,4,C,4,C,3,1
   ,G,4,B,4,B,3,1,E,4,B,4,B,3,3,FS,
   4,C,4,C,3,1,E,4,C,4,C,3,1,DS,4,B,
   4,B,3,1,E,4,B,4,B,3,1,FS,4,B,4,
   B,3,1,D,4,B,4,B,3,2,E,4,A,3,A,2,
   2,B,3,B,4,B,4,1,B,4,G,3,G,2,1,A,
   3,G,3,G,2,1,B,4,A,3,A,2,1,CS,4,A
   ,3,A,2,4,FS,3,D,4,FS,2,2,D,4,D,3
   ,D,2,2,0,0,G,3,G,2
520 DATA 2,0,0,G,2,G,3,2,0,0,FS,3,FS
```



```

,2,2,0,0,G,3,G,2,2,0,0,A,3,A,2,2
,0,0,G,3,G,2,2,D,3,G,3,G,2,2,D,4
,D,3,D,2,2,D,4,B,4,B,3,2,D,4,B,3
,B,4,2,0,0,A,3,A,2,2,0,0,B,4,B,3
,2,0,0,C,4,C,3,2,0,0,B,4,B,3,2,D
,3,B,4,B,3,2,D,4,A,3,A,2
530 DATA 2,D,4,B,4,B,3,2,D,4,C,4,C,3
,2,G,3,B,4,B,3,2,D,4,A,3,A,2,2,E
,4,G,3,G,2,1,FS,4,FS,3,FS,2,1,G,
4,FS,3,FS,2,1,FS,4,FS,3,FS,2,1,E
,4,FS,3,FS,2,2,D,4,G,3,G,2,2,D,4
,C,4,C,3,2,D,4,B,4,B,3,2,G,4,B,4
,B,3,2,G,4,A,3,A,2,1,FS,4,A,3,A,
2,1,FS,4,G,3,G,2,8,G,4,G,2,G,3

```

If you want to expand this listing to include more carols of your own choosing, make sure that line 210 always contains exactly the right total of numbers for the chords in your DATA statements. (The first 12 in my listing covers the first two 6-chord blocks in the DATA statements). Add the chords to the DATA statements. You can use 3 notes per chord, and the result will be in stereo. In Masterbasic listings, you can use 0 (zero) to specify a rest, in some or all of the notes in the chord. The first figure in the DATA statement defines the length of the note (or rest).

For the benefit of those who do not have MasterBasic, I have included a listing for use with Samdos. (Listing 3). It will not produce interrupt-driven music, so you must retain all the BASIC in your Christmas card listing. Also, the program will not recognise zero values, so I have removed the 'rests' and lengthened chords or introduced other notes to compensate. Again, you can add more chord DATA statements to introduce more carols, but this time you must add loops like those in lines 10-130 to play them. Line 140 contains the commands which stop the last note from playing on forever.

### Listing 3. In Normal SAM Basic.

```

10 LET C=33,CS=60,D=85,DS=109,E=132
,F=153,FS=173,G=192,GS=210,A=227
,AS=243,B=5
20 FOR X=1 TO 6: PLAY : NEXT X
30 FOR X=1 TO 6: PLAY : NEXT X

```

```

40 FOR X=1 TO 13: PLAY : NEXT X
50 FOR X=1 TO 7: PLAY : NEXT X
60 FOR X=1 TO 6: PLAY : NEXT X
70 FOR X=1 TO 7: PLAY : NEXT X
80 FOR X=1 TO 7: PLAY : NEXT X
90 FOR X=1 TO 13: PLAY : NEXT X
100 FOR X=1 TO 18: PLAY : NEXT X
110 FOR X=1 TO 15: PLAY : NEXT X
120 FOR X=1 TO 21: PLAY : NEXT X
130 FOR X=1 TO 32: PLAY : NEXT X
140 FOR R=0 TO 31: SOUND R,0: NEXT R
150 DEF PROC PLAY: SOUND 20,63
160 SOUND 28,1
170 LET METRONOME=.95
180 READ L,N1,O1,N2,O2,N3,O3
190 SOUND 8,N1;9,N1;10,N2;11,N2;12,N
3;13,N3
200 SOUND 16,O1-1+(O1*16);17,O2-1+(O
2*16);18,O3-1+(O3*16)
210 FOR V=15 TO 2 STEP -(METRONOME/L
)
220 LET VOL1=INT V: LET VOL2=240-(IN
T V)*16
230 SOUND 0,VOL1;1,VOL2;2,VOL2;3,VOL
1;4,VOL1;5,VOL2
240 NEXT V
250 END PROC
260 REM
270 REM Length,Note1,Octave1,Note2,O
ctave2,Note3,Octave3... repeated
280 DATA 2,G,3,B,3,D,3,4,G,3,D
,3,B,3,2,D,3,D,3,B,3,2,G,3,D,3,B
,3,4,A,3,E,3,C,3,4,D,3,D,3,A,2
350 DATA 2,B,4,D,3,G,2,2,A,3,D,3,A,2
,2,B,4,D,3,G,2,2,C,4,E,3,G,2,4,B
,4,D,3,G,2,2,A,3,D,3,FS,2
420 DATA 2,G,3,G,2,B,3,2,G,3,B,3,G,2
,2,G,3,CS,3,G,2,2,FS,3,D,3,A,2,2
,E,3,C,3,A,2,2,FS,3,D,3,A,2,2,G,
3,D,3,G,2,2,A,3,D,3,FS,2,2,B,4,D
,3,B,2,4,FS,3,D,3,A,2,3,E,3,CS,3
,G,2,1,D,3,D,2,FS,2,8,D,3,FS,2,D
,2
560 DATA 4,D,4,D,3,B,3,1,C,4,E,2,C,3
,1,C,4,FS,3,C,3,2,B,4,G,3,D,3,2,
C,4,G,3,C,3,2,C,4,FS,3,C,3,4,B,4
,G,3,B,3
640 DATA 2,A,3,D,3,B,3,2,B,4,D,3,G,2
,2,G,3,E,3,B,3,2,A,3,E,3,C,3,4,F
S,3,D,3,A,2,2,D,3,FS,2,D,2
710 DATA 2,G,3,G,2,G,2,2,G,2,G,3,G,2
,2,FS,3,FS,3,FS,3,2,G,3,G,3,G,3
,2,A,3,A,3,A,3,4,G,3,G,3,G,3,2,D
,3,D,2,D,3
790 DATA 2,B,4,D,3,B,4,2,D,3,B,4,D,3
,2,A,3,D,3,A,3,2,B,4,B,4,D,3,2,C
,4,D,3,C,4,4,B,4,B,4,D,3,2,A,3,D
,3,A,3

```

```

870 DATA 2,B,4,G,3,B,3,2,C,4,FS,3,B,
3,2,B,4,G,3,B,3,2,A,3,D,3,A,2,1,
G,3,D,3,A,2,1,G,3,CS,3,A,2,4,FS,
3,D,3,A,2,2,G,3,D,3,G,2,2,C,4,E,
3,G,2,4,B,4,D,3,G,3
970 DATA 3,A,3,D,3,FS,2,1,G,3,B,3,G,
2,8,G,3,G,2,B,3
1000 REM
1020 DATA 3,D,4,G,3,G,2,1,C,4,G,3,G,2
,1,B,4,D,3,D,2,1,C,4,D,3,D,2,1,D
,4,G,3,G,2,1,B,4,G,3,G,2,3,C,4,A
,3,A,2,1,B,4,A,3,A,2,1,A,3,D,3,D
,2,1,B,4,D,3,D,2,1,C,4,D,3,D,2,1
,A,3,D,3,D,2,2,B,4,B,4,B,3,2,D,4
,A,3,A,2,2,G,4,B,4,B,3,2,E,4,C,4
,C,3,4,D,4,B,4,B,3,4,A,3,D,4,A,2
1210 DATA 2,B,4,G,3,G,2,2,CS,4,G,3,G,
2,2,D,4,FS,3,FS,2,2,E,4,E,3,E,2,
2,D,4,FS,3,FS,2,1,CS,4,G,3,G,2,1
,B,4,G,3,G,2,2,A,3,A,3,A,2,2,D,3
,B,4,B,3,2,A,3,FS,3,FS,2,2,D,4,F
S,3,FS,2,2,D,4,E,3,E,2,1,CS,4,E,
3,E,2,1,CS,4,D,3,D,2,8,D,4,D,3,D
,2
1370 DATA 3,G,4,D,4,D,3,1,FS,4,D,4,D,
3,1,E,4,C,4,C,3,1,FS,4,C,4,C,3,1
,G,4,B,4,B,3,1,E,4,B,4,B,3,3,FS,
4,C,4,C,3,1,E,4,C,4,C,3,1,DS,4,B
,4,B,3,1,E,4,B,4,B,3,1,FS,4,B,4
,B,3,1,D,4,B,4,B,3
1490 DATA 2,E,4,A,3,A,2,2,B,3,B,4,B,4
,1,B,4,G,3,G,2,1,A,3,G,3,G,2,1,B
,4,A,3,A,2,1,CS,4,A,3,A,2,4,FS,3
,D,4,FS,2,2,D,4,D,3,D,2,2,G,2,G,
3,G,2
1590 DATA 2,G,2,G,2,G,3,2,FS,2,FS,3,F
S,2,2,G,2,G,3,G,2,2,A,2,A,3,A,2,
2,G,2,G,3,G,2,2,D,3,G,3,G,2,2,D,
4,D,3,D,2,2,D,4,B,4,B,3,2,D,4,B
,3,B,4,2,A,3,A,3,A,2,2,B,3,B,4,B
,3,2,C,3,C,4,C,3,2,B,3,B,4,B,3,2
,D,3,B,4,B,3,2,D,4,A,3,A,2,2,D,4
,B,4,B,3
1750 DATA 2,D,4,C,4,C,3,2,G,3,B,4,B,3
,2,D,4,A,3,A,2,2,E,4,G,3,G,2,1,F
S,4,FS,3,FS,2,1,G,4,FS,3,FS,2,1,
FS,4,FS,3,FS,2,1,E,4,FS,3,FS,2,2
,D,4,G,3,G,2,2,D,4,C,4,C,3,2,D,4
,B,4,B,3,2,G,4,B,4,B,3,2,G,4,A,3
,A,2,1,FS,4,A,3,A,2,1,FS,4,G,3,G
,2,8,G,4,G,2,G,3

```

If in doubt, use SAMDOS.)

Then, you need an auto-running program which will load first a loading screen, and then your screen file, (if you have used a compressor), your music (if you have used a music package or a Masterbasic string), and/or the main program which plays your music and displays your screens.

If you are using MasterBasic, you can set the music running with BLITZ tune\$, and then display the screens one after the other, using PAUSE to time the changes. If you use a "THE END" screen, time it to coincide with the end of the last carol.

With the Spectrum or Samdos, you will have to call the music in blocks, either of one carol or one verse, and change screens between music blocks. If you are not using compressed screens, you may need to load each screen from disc as it is needed, especially with the Spectrum or a 256K SAM.

You may need a lot of run-throughs, with changes to PAUSE values or the points at which you change screens, before you are satisfied. When your master disc pleases you, make your copies.

A nice final touch is to make a Christmassy label for the discs. (Fig. 6) Ordinary tractor-feed address labels are fine, though you may have to cut a bit off the width. If you have a colour printer, or some coloured ribbons for your monochrome printer, printing the label in say, red and green, can be very effective.

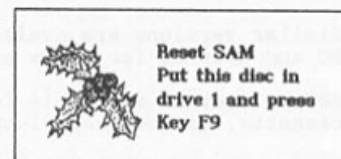


Fig.5.

How to put it all together? Your disc will need a DOS file on it. (SAM users must only use a MasterBasic DOS if you are sending discs to friends who already own MasterBasic, or you will be breaking the copyright laws.

So there you are, your Christmas greeting problems solved. Have fun making your discs, and a very happy Christmas to you all.

HILTON COMPUTER SERVICES presents

a jack gibbons program ...

the Personal Banking System

Now showing on a SAM Coupe near you - don't miss it!

The Personal Banking System assists you in keeping track of your finances, spanning all Bank, Building Society and Credit Card accounts; avoiding expensive overdraft letters and bounced cheque charges, because you will always know where you stand.

Here are just some of the facilities available:-

- o automatic posting of standing orders & direct debits for any frequency and for a set number of payments
- o extensive, flexible enquiries eg how much have you paid to the supermarket each month or how much to run your car
- o forward projections to enable you to plan how much money you have left to live on
- o detailed Bank statements, more up-to-date than the ones from your Bank, etc - password controlled
- o on-screen limit monitoring so you know immediately if you are going into the red
- o Bank reconciliation so you can check the statement received from your Bank and see where they have gone wrong
- o suitable for private, club or small business (even handles Hilton's accounts) - optional VAT facility
- o optional categories for analysis, account and general ledger codes with on-screen lookup feature
- o on-screen help, supplemented by friendly 75 page user manual
- o optional modules available eg Final Accounts and Budget
- o trade in allowance available should you later buy a different make of computer - upgrade benefits

The PBS requires SAMDOS or MasterDOS, 256K or 512K RAM and 1 or 2 disk drives. Full after sale support provided.

Similar versions are available for other computers eg CPC, QL, PC and planned for Amiga and Atari ST.

PBS I is still available for the Spectrum (all models) on cassette, microdrive, PlusD/Disciple and Opus for just £12.

Stop Press ...PBS Budget module is now available - £12.95. Do you have the latest copy of the PBS (version 2.06)? If not then send original disk, plus stamp, for free, updated copy.

Send just £19.95 for PBS disk and 75 page user manual to:-

Hilton Computer Services Ltd  
3 Suffolk Drive, Guildford,  
Surrey, GU4 7FD (0483 578983)

# SUPER-GOLF

By:- Bob Brenchley.

As a special Christmas treat for all you readers who like programs to type in I thought I would present one of my own (very 'umble) offerings.

Way back in 1981 I wrote a simple game of Golf for the ZX81, it sold a few copies but I did not get rich. Then in 1982, with the launch of the Spectrum, I added colour and UDG graphics. The Spectrum version sold over 9,000 copies through W.H.Smith's alone - not bad even in those heady days.

It is a program for all ages, both sexes, and can even be played by teams (I once had two very drunk teams, each of about 12 people, take an average of 20 shots to hole each ball). The program has also sold well to educational establishments because it helps to teach children the concept of scale - the distance on screen between the tee and the hole has to be looked at in relation to the length of the hole in yards.

Since 1982 the program has been modified a few times, but overall this is still vintage programming. The program relies on the fact that each feature on the course can be detected by its colour - using combinations of INK, PAPER and BRIGHT to make the difference.

So how about a little project for you programming wizards out there in FORMAT land.

First type in the program, it should require only a line:-

10 MODE 1: CSIZE 8,8

to work on a SAM. If you are really too lazy to type it in then send us £2.95 and we will send you a copy on disc (3½ or 5¼ 80 track only).

Now, wonderful game that it is, there is room for many improvements especially in a SAM version. So get programming and send in your enhancements (if they are more than a few lines long then send them on disc please). Once or twice over the next few months we will run a special feature and print the best of your ideas, each printed contribution will earn the sender extra FORMAT subscription (how long depends on what you send - the Editor's decision final of course). So, how about a little man swinging a club? More detail on screen? Club selection? The list is long.

In addition Revelation Software have agreed to publish the best Golf game you can come up with for SAM (just think of all those royalties). You don't need to start with this one, you could do your own thing either in Basic or Machine code, but it must be good. Graphics, colour and sound would all need to be first class.

```
1000 IF PEEK USR "A"<>1 THEN GOTO 9500
1010 GOTO 5000
2000 BORDER 4: PAPER 4: CLS : PAPER 7:
    FOR I=1 TO 176: PRINT PAPER 4;C
    HRS 144;CHRS 144;CHRS 144;CHRS 14
    4;: NEXT I
2010 FOR I=1 TO 3+RND*3: LET K=INT (RN
    D*2): LET TS=CHRS 16+CHRS 4+CHRS
    17+CHRS 0+((CHRS 145+CHRS 145+CHRS
    145+CHRS 145+CHRS 145+CHRS 145+
    CHRS 145+CHRS 145+CHRS 145+CHRS 1
    45) AND K)+((CHRS 149+CHRS 149+CH
    RS 149+CHRS 149+CHRS 149+CHRS 149
    +CHRS 149+CHRS 149+CHRS 149+CHRS
    149) AND NOT K): LET K=4+RND*17:
    FOR L=0 TO 21: LET K=K-2+RND*4: P
    RINT AT L,K*(K<=31)-12*(K>12 AND
    L=21);TS( TO 4+RND*8): NEXT L: NE
    XT I
2020 FOR I=1 TO 29 STEP 2: LET J=5+RND
    *5: FOR L=J TO 11+RND*4: PRINT AT
    L,I: PAPER 4: INK 4;: ": NEXT L
```



```

: NEXT I
2030 LET I=INT (RND*2): LET TS=CHRS 17
+CHRS 5+CHRS 16+CHRS 4+((CHRS 150
+CHRS 151+CHRS 152+CHRS 153+CHRS
154+CHRS 155) AND I)+CHRS 159+CHR
S 160+CHRS 161+CHRS 162+CHRS 163+
CHRS 164
2040 LET I=5+10*RND: LET J=11+8*RND: P
RINT AT I,J;TS( TO 7):AT I+1,J;TS
(8 TO 10)
2070 LET TS=CHRS 156+CHRS 157+CHRS 158
: FOR I=1 TO 3+RND*3: PRINT AT 5+
RND*10,20+RND*6: PAPER 4: INK 6;T
S(1+RND*2): NEXT I
2080 LET J=INT (4+RND*14): FOR I=J-2 T
O J+2: PRINT AT I,25+RND*2: PAPER
4: INK 1: BRIGHT 1;" ": NEXT
I
2090 PRINT AT J,27+RND*3: PAPER 4: INK
1: BRIGHT 1;CHRS 147: INK 4;" "
2100 LET BX=5+RND*8: LET BY=0
2110 LET J=RND: LET PAR=3+(J>.5)+(J>=.
8): LET YRD=(170+INT (RND*100))*(
PAR=3)+(275+INT (RND*175))*(PAR=4
)+(450+INT (RND*125))*(PAR=5): LE
T STEP=28/YRD
2120 PRINT AT 1,1: INK 2;"Hole "
: INK 0;H;TAB 10;AT 2,1: INK 2;"P
ar "; INK 0;PAR;TAB 10;AT 3,1:
INK 2;"Yards "; INK 0;YRD
2130 RETURN
5000 BORDER 6: PAPER 6: LET Q=NOT PI:
BRIGHT Q: OVER Q: FLASH Q: INK Q:
CLS : POKE 23658,8: RANDOMIZE
5010 LET BS=CHRS 22+CHRS 21+CHRS 0: LE
T BS=BS+CHRS 17+CHRS 4+"
+B$: REM
32 spaces
5020 PRINT "..... Do you ne
ed instructions?"
5030 GOSUB 8010: IF Z$="Y" THEN GOSUB
9000
5040 CLS : PRINT ".....What length o
f course would you";TAB 10;"like
to play?";TAB 7;"S" Short 9
hole."TAB 7;"L" Long 18 hol
e."
5050 LET CL=9*(INKEY$="S")+18*(INKEY$=
"L"): IF NOT CL THEN GOTO 5050
5060 CLS : PRINT ".....WELCOME TO THE
ZX INTERNATIONAL";TAB 5;CL;" HOL
E GOLF COURSE."TAB 7;"How many
players?";TAB 10;"1" OR "2
"
5070 LET PL=1*(INKEY$="1")+2*(INKEY$="
2"): IF NOT PL THEN GOTO 5070
5080 DIM P(2,6): DIM NS(2,6): GOSUB 78
00: LET V=PI/6

```

```

5090 LET PD=Q: FOR H=1 TO CL: GOSUB 20
00
5100 LET HO=Q: FOR I=1 TO PL: LET P(I,
1)=BX: LET P(I,2)=BY: LET P(I,3)=
1: LET P(I,6)=Q: NEXT I
5110 FOR S=1 TO 99: FOR P=1 TO PL
5120 IF PD THEN FOR P=PL TO 1 STEP -1
5130 IF P(P,3)=97 THEN GOTO 5410
5140 GOSUB 7000: LET ST=ST+STEP*2: LET
PS=" "
5150 IF P(P,3)=32 THEN LET ST=ST/(2+RN
D*2): LET PS=CHRS 17+CHRS 4+CHRS
144
5160 IF P(P,3)=4 THEN LET PS=CHRS 17+C
HRS 0+CHRS 16+CHRS 4+CHRS 145: IF
RND>.6 THEN PRINT #Q;"YOUR BALL
REBOUNDS FROM A TREE." : LET D=RND
*12: LET ST=ST/4: GOSUB 7900
5170 IF P(P,3)=38 THEN LET PS=CHRS 17+
CHRS 4+CHRS 16+CHRS 6+CHRS 157: I
F RND>.6 THEN PRINT #Q; PAPER 7:
INK 2;"MISS HIT!"; INK 0;" You re
main in bunker." : LET ST=Q: GOSUB
7900
5180 IF P(P,3)=36 THEN LET PS=CHRS 17+
CHRS 4+CHRS 16+CHRS 4+" "
5190 IF P(P,3)=100 THEN LET PS=CH
RS 19+CHRS 1+CHRS 17+CHRS 4+CHRS
16+CHRS 4+" "
5200 IF P(P,3)=1 THEN LET PS=CHRS 16+C
HRS 1+"T"
5210 PRINT AT P(P,1),P(P,2);PS
5220 LET P(P,1)=P(P,1)-ST*COS (D*V): L
ET P(P,2)=P(P,2)+ST*SIN (D*V)
5230 IF P(P,1)>=Q AND P(P,1)<=20 AND P
(P,2)>=Q AND P(P,2)<=31 THEN GOTO
5290
5240 PRINT #Q; FLASH 1;"OUT OF BOUNDS.
.. PENALTY STROKE": GOSUB 7900: L
ET P(P,6)=P(P,6)+1
5250 IF P(P,1)<Q THEN LET P(P,1)=Q
5260 IF P(P,1)>20 THEN LET P(P,1)=20
5270 IF P(P,2)<Q THEN LET P(P,2)=Q
5280 IF P(P,2)>31 THEN LET P(P,2)=31
5290 LET P(P,3)=ATTR (P(P,1),P(P,2))
5300 IF P(P,3)=39 THEN LET P(P,3)=P(1+
(P=1),3)
5310 IF P(P,3)=44 THEN GOTO 7700
5320 IF P(P,3)=97 THEN GOTO 5390
5330 IF P(P,3)=36 THEN LET PS="ON THE
FAIRWAY"
5340 IF P(P,3)=32 THEN LET PS="IN THE
ROUGH"
5350 IF P(P,3)=4 THEN LET PS="IN THE T
REES..."
5360 IF P(P,3)=38 THEN LET PS="IN A BU
NKER."
5370 IF P(P,3)=100 THEN LET PS="ON THE

```

```

GREEN."
5380 PRINT #Q; PAPER 7: INK 1;PS: PRIN
T AT P(P,1),P(P,2): FLASH 1: PAPE
R 4: INK 7;CHRS 148: GOSUB 7900:
PRINT AT P(P,1),P(P,2): PAPER 4:
INK 7;CHRS 148: GOTO 5410
5390 LET P(P,5)=S+P(P,6)-PAR: LET P(P,
4)=P(P,4)+P(P,5): LET HO=HO+1
5400 PRINT BS;"Player ";NS(P);" Holed
out in ";S+P(P,6): IF S+P(P,6)=1
THEN FOR I=1 TO 30: BEEP .08,10+
RND*20: NEXT I: PRINT #Q;AT Q,Q:
PAPER 2: INK 7: BRIGHT 1: FLASH 1
;"A HOLE IN ONE" FLASH 0;"YOU BU
Y THE DRINKS AT THE 19th.."
5401 PAUSE 250
5410 PAUSE 50: NEXT P
5420 IF HO=PL THEN GOTO 5440
5430 NEXT S
5440 BORDER 4: PAPER 5: CLS : PRINT P
APER 2: INK 7;"SCORE "; INVERSE
1;" SUPER GOLF "; INVERSE 0:
" CARD"
5450 PRINT "TAB VAL "9+1*(CL=9)"CL;"
HOLE COURSE"
5460 PRINT "Hole - ";H;" Par - ";PAR
;" Yards - ";YRD
5470 PRINT "PLAYER";TAB 10;"HOLE";TAB
20;"COURSE": PLOT 0,118: DRAW 25
5,0
5480 FOR I=1 TO PL: PRINT 'NS(I);TAB 7
;
5490 IF NOT P(I,5) THEN PRINT " On";:
GOTO 5530
5500 PRINT ABS P(I,5);
5510 IF P(I,5)<Q THEN PRINT " Under";
5520 IF P(I,5)>Q THEN PRINT " Over";
5530 PRINT " Par";TAB 19;
5540 IF NOT P(I,4) THEN PRINT " On";:
GOTO 5580
5550 PRINT ABS P(I,4);
5560 IF P(I,4)<Q THEN PRINT " Under";
5570 IF P(I,4)>Q THEN PRINT " Over";
5580 PRINT " Par": NEXT I
5590 IF H=CL THEN GOTO 5640
5600 PRINT #Q; " PRESS ENTER TO START N
EXT HOLE "
5610 IF INKEY$<>CHRS 13 THEN GOTO 5610
5620 LET PD=(PL>1 AND (P(1,5)>P(2,5)))
5630 NEXT H
5640 PRINT AT 16,2: PAPER 6: INK 0;"Wo
uld you like another game?";AT 18
,11;"Y" OR "N"
5650 GOSUB 8010: IF Z$="Y" THEN RUN
5660 PRINT AT 20,7: PAPER 6: INK 0;"Th
anks for playing": STOP
5670 GOTO 5650
7000 PRINT BS;"Player - ";NS(P);" Stro

```

```

ke No - ";S+P(P,6): INPUT ;
7010 PRINT AT P(P,1),P(P,2): FLASH 1:
PAPER 4: INK 7;CHRS 148
7020 PRINT #Q;AT 0,0: PAPER 6;"Directi
on? 0-12": GOSUB 8030: LET D=VAL
RS: IF D<0 OR D>12 THEN INPUT :
PRINT #0; FLASH 1;"INVALID"; FLAS
H 0;" Direction MUST be 0-12": PA
USE 150: INPUT : GOTO 7020
7030 LET D=INT (D*100+.5)/100
7040 PRINT #Q;AT 0,0: PAPER 5;"Directi
on= ";D;" "; PAPER 6;"Strength? 0
-100": GOSUB 8030: LET ST=VAL RS:
INPUT : IF NOT ST THEN GOTO 702
0
7050 IF ST<0 OR ST>100 THEN PRINT #0;
FLASH 1;"INVALID"; FLASH 0;" Stre
ngth MUST be 0-100": PAUSE 150: I
NPUT : GOTO 7040
7060 LET ST=INT (ST*100+.5)/100: PRINT
#Q;AT 0,0: PAPER 5;"Direction= "
;D;" Strength= ";ST: PAUSE 100: I
NPUT : RETURN
7700 PRINT #Q; PAPER 7: INK 2;"LANDED
IN WATER."; INK 0;" Penalty Strok
e"
7705 FOR I=INT (P(P,2)) TO 0 STEP -1
7710 IF ATTR (P(P,1),I)=44 THEN NEXT I
7715 LET P(P,2)=I: LET P(P,6)=P(P,6)+1
: GOSUB 7900: GOTO 5290
7800 CLS : FOR I=1 TO PL: PRINT AT 6+I
*2,0;"Name of player ";I;" "; G
OSUB 8040: LET NS(I)=RS: PRINT NS
(I): NEXT I
7805 PAUSE 100: RETURN
7900 PAUSE 250: INPUT : RETURN
8000 REM INKEY$INKEY$INKEY$
8001 IF INKEY$<>" THEN GOTO 8001
8002 LET Z$=INKEY$: IF Z$="" THEN GOTO
8002
8003 RETURN
8010 REM INKEY$ (Y) or (N)
8011 PRINT #Q;AT 0,0;"Please Press Y o
r N"
8012 GOSUB 8000: IF Z$="Y" OR Z$="N" T
HEN GOSUB 8050: RETURN
8013 GOTO 8010
8020 REM INKEY$ NUMERIC
8021 GOSUB 8000: IF Z$<"0" OR Z$>"9" T
HEN GOTO 8021
8022 RETURN
8030 REM INPUT NUMERIC STRING.
8031 LET RS=""
8032 PRINT #Q;AT 1,0;RS: FLASH 1;"?";
FLASH 0;" ": GOSUB 8000: IF Z$=CH
RS 13 AND LEN RS THEN GOSUB 8050:
RETURN
8033 IF Z$=CHRS 12 AND LEN RS THEN LET

```

# SPRITE MASTER

## For The SAM Coupé

Enhance the appearance of your programs with this all-new graphics package.

### Features:

- Fast and precise keyboard/mouse control.
- Powerful icon functions.
- Intelligent auto-magnifier.
- Saves sprite images in various formats

This program will enable you to create the graphics for any game or utility with surprising ease and efficiency

Ideal for use with: **BASIC MACHINE CODE GAMESMASTER SCADS**

Release Date 16th November. Price £6.95

Make cheques/postal orders payable to:



Orb Software,  
15, Tilbury Rise,  
East Haddon,  
Northamptonshire,  
NN6 8BW.

Makes a  
great  
Christmas  
gift!

## ET OFF ADMISSION

E4 (Adults) E3 with this voucher

E2 (children) voucher not valid

Only one voucher per person. No Cash Value

### PHOTOCOPIES AND REPRINTS OF THIS VOUCHER ARE VALID

1992	Dec 4	West Midlands National Motorcycle Museum J6 M42
	5	West Midlands National Motorcycle Museum J6 M42
	12	London Sandown Park, Esher, Surrey J9/10 M25
	13	Wales Univ. Union, Park Place, Cardiff
1993	Jan 17	West Midlands National Motorcycle Museum J6 M42
	23	North East Northumbria Centre, Washington, Dist. 12
	24	North Univ. Sports Centre, Calverley St., Leeds
	30	Nottingham Jesse Boot Centre, University
Feb	6	London Novotel, Hammersmith
	7	Wales Univ. Union, Park Place, Cardiff
	13	London Sandown Park, Esher, Surrey J9/10 M25
	14	West Midlands National Motorcycle Museum J6 M42
	20	North West Haydock Park Racecourse J23 M6
	21	Scotland City Hall, Candleriggs, Glasgow
	27	Hemel Hempstead Dacorum Pavilion, The Marlowes
	28	West Brunel Centre, Templemeads, Bristol
March	6	Leicester De Montfort Hall, Granville Road
	7	North Univ. Sports Centre, Calverley St., Leeds
	20	London Sandown Park, Esher, Surrey J9/10 M25
	21	West Midlands National Motorcycle Museum J6 M42
	27	North West Haydock Park Racecourse J23 M6
April	3	Edinburgh Appleton Tower, George Square
	4	Scotland City Hall, Candleriggs, Glasgow
	17	Nottingham Jesse Boot Centre, University
	18	West Midlands National Motorcycle Museum J6 M42
	24	London Sandown Park, Esher, Surrey J9/10 M25
	25	West Brunel Centre, Templemeads, Bristol
May	1	North East Northumbria Centre, Washington, Dist. 12
	22	London Sandown Park, Esher, Surrey J9/10 M25
	29	Leicester De Montfort Hall, Granville Road

STANDS ARE AVAILABLE FROM ONLY £60 Ring 0608 663820

### ALL FORMATS COMPUTER FAIR

Sole Proprietor: Bruce Everiss

All Fairs 10 a.m. - 4 p.m. unless stated above

## BLUE ALPHA ELECTRONICS

We are pleased to be able to offer a full repair service for Sam and Spectrum users. All repairs carry a 3 months guarantee on same fault recurrence.

Sam + PSU + 1 Drive *	£30
New PSU	£20
All Sam Interfaces	£18
Spectrums	£30
Plus D	£18
DISCIPLE	£30
MGT Lifetime Drive*	£20

\*Disc drive repairs exclude cost of replacement mechanisms.

All prices include UK return postage, overseas customers please write for details of cost of postage and insurance.

**ALSO AVAILABLE** We can make and supply all types of cables - send us a Stamped Addressed Envelope with detail of cable required (pin-outs, length, etc) and we will send you a quotation.

Send cheque/postal order (Pounds Sterling)

Only payable to:- Blue Alpha Electronics.

**Blue Alpha Electronics,**  
Abernant Centre For  
Enterprise,  
Rhyd-y-fro,  
Pontardawe,  
Swansea,

```

RS=RS( TO LEN RS-1): GOTO 8032
8034 IF Z$="." THEN GOTO 8037
8035 IF LEN RS>8 OR Z$<"0" OR Z$>"9" T
HEN GOTO 8032
8036 LET RS=RS+Z$: GOTO 8032
8037 FOR Z=1 TO LEN RS: IF RS(Z)<>".
THEN NEXT Z: GOTO 8036
8038 LET Z$="": GOTO 8032
8040 REM INPUT ALPHA STRING
8041 LET RS=" "
8042 PRINT #0;AT 1,0;"":RS; FLASH 1;
"C"; FLASH 0;" "
8043 GOSUB 8000: IF Z$=CHRS 13 AND LEN
RS THEN GOSUB 8050: RETURN
8044 IF Z$=CHRS 12 AND LEN RS THEN LET
RS=RS( TO LEN RS-1): GOTO 8042
8045 IF LEN RS>10 OR ((Z$<"A" OR Z$>"Z
") AND Z$<" ") THEN GOTO 8043
8046 LET RS=RS+Z$: GOTO 8042
8050 INPUT "": RETURN
8998 RANDOMIZE USR (77+PEEK 23730+256*
PEEK 23731)
8999 STOP
9000 BORDER 7: PAPER 7: CLS : LET TS=C
HRS 20+CHRS 1+CHRS 16+CHRS 2+
ZX SPECTRUM SUPER GOLF " : P
RINT TS' INK 3;" A GAME FOR 1
OR 2 PLAYERS"
9010 PRINT " You may play a 9 hole co
urse OR a full 18 hole course. Eac
h hole is generated at RANDOM so n
o twogames are the same."
9021 PRINT " When its your turn to pl
ay yourball will be set flashing.
When ready to move you must en
ter a value 0 to 12 As on a Clock
Face"
9022 PRINT "to select the DIRECTION of
shot."" Now enter a number 1 t
o 100 for the STRENGTH of strock,
an entry of 0 will allow you to re
turn to the direction input. D
ecimal numbers ie. 3.25 are allowe
d."
9030 PRINT BS; INK 1;"Hit ENTER for mo
re instructions."
9040 IF INKEY$<>CHRS 13 THEN GOTO 9040
9050 CLS : PRINT TS' "The GREEN = "; B
RIGHT 1; PAPER 4;" "; PAPER 7;
BRIGHT 0;" FAIRWAY = "; PAPER 4;
" "; PAPER 7;" ROUGH = "; P
APER 4;CHRS 144;CHRS 144;CHRS 144
; PAPER 7;" BUNKERS = "; PAPER 4
; INK 6;CHRS 158;" ";CHRS 157; PA
PER 7; INK 0;"WATER HAZZARD = ";
PAPER 5;" "; PAPER 7;" TREES =
"; PAPER 0; INK 4;CHRS 145;CHRS
149;CHRS 145; PAPER 7; INK 0;" T

```

```

he HOLE = "; PAPER 4; BRIGHT 1;CH
RS 147; PAPER 7; BRIGHT 0;" The
BALL = "; PAPER 4; INK 7;CHRS 14
8
9060 PRINT "When playing from the ROU
GH yourball will not move as far
as it will on the FAIRWAY. If you
land in a bunker you may not get
out first shot. When in the TRE
ES the ball MAY bounce off in any
direction. Land in the WATER o
rgo OUT OF BOUNDS and you incur
ONE penalty stroke."
9070 PRINT ' PAPER 6;" I hope you en
joy your game "'Press ENTER to
start round OR "'P" to see in
structions again."
9080 IF INKEY$="P" THEN GOTO 9000
9090 IF INKEY$<>CHRS 13 THEN GOTO 9080
9100 RETURN
9200 DATA 1,128,4,0,0,64,2,0
9210 DATA 255,247,227,213,247,227,213,
247
9220 DATA 0,96,144,9,102,144,9,6
9230 DATA 12,60,12,4,4,30,37,30
9240 DATA 0,28,62,62,62,28,0,0
9250 DATA 255,195,153,189,157,201,231,
231
9260 DATA 249,224,224,192,128,0,128,19
2
9270 DATA 225,192,0,0,0,0,0,0
9280 DATA 255,159,15,7,7,3,1,1
9290 DATA 192,128,128,128,224,224,248,
255
9300 DATA 0,0,0,0,0,6,31,255
9310 DATA 0,1,3,3,7,15,31,255
9320 DATA 0,63,127,127,255,254,254,124
9330 DATA 56,124,126,63,127,126,252,24
0
9340 DATA 0,62,126,126,126,126,252,240
9350 DATA 255,255,230,198,128,192,192,
128
9360 DATA 255,241,240,96,0,0,4,0
9370 DATA 247,195,129,3,3,7,7,3
9380 DATA 128,128,192,240,248,252,254,
255
9390 DATA 0,0,0,1,1,0,60,255
9400 DATA 1,1,1,1,39,63,191,255
9500 RESTORE 9200
9510 FOR I=0 TO 167
9520 READ A
9530 POKE USR "A"+I,A
9540 NEXT I
9550 RUN

```


Full rules for this competition available by sending an SAE, to Format's normal address, marked RULES.



# CHRISTMAS FUN



"You just wait 'til you've landed on as many roofs as I have..."



I... keep... wanting... to... love... everyone... I... am... sick...

Note found on the Editor's desk...  
Things are looking up. I'm only two weeks behind schedual....



"And Finally, No.11"

"Thou shalt not forget thy INDUG membership number...."



"But you said — 'evening dress'!"



"Found at last, the Lost Pharaoh's tomb... heaven knows how he came to be buried in the middle of Scunthorpe..."



"Very nice, Mable, but I think 'Hark the Herald Angels Sing' can survive quite nicely without the Sister Sledge treatment..."




Depressed? Of course we're depressed Mr Disraeli - We will never live to see the Christmas issue of FORMAT...



The little Polar bear goes up to his mother and says "Am I a brown bear?" to which his mummy says "No son, you're a Polar bear." The baby bear sits and thinks for a while and then says "Mummy, am I a Koala Bear?" Once again his mummy assures him that he is definitely a Polar bear. The baby bear ambles off into the snow but soon returns and approaches his mother. "Mummy, am I a teddy bear?" Now the mummy bear is getting a little pi\*\*ed off and says "Look son. Why all the questions? You are a POLAR BEAR..." "Well mummy, why am I so bloody cold then...?"

# PRESENTING

# SPELL MASTER



- OVER 80,000 WORDS
- ANAGRAM SOLVER
- CROSSWORD SOLVER
- BUILT IN, FULLY FUNCTIONAL WORD PROCESSOR
- 100% MACHINE CODE
- PERSONAL DICTIONARY
- AUTOCHECK - SPELL CHECKS WHILE YOU TYPE!
- ACCEPTS FILES FROM OUTWRITE, SECRETARY, TASWORD AND ALL MAJOR WORD PROCESSORS

AS WELL AS ALL USUAL FEATURES:

- Add, Ignore, Change a word
- Re-formats paragraph after mistake is corrected
- Allows for phone numbers, postcodes etc
- Spellcheck whole text, word, paragraph etc.

**PRICE £14.99** (OVERSEAS ORDERS ADD £2)

FRED PUBLISHING, 40 ROUNDYHILL,  
MONIFIETH, DUNDEE DD5 4RZ

For The SAM



## YOUR LETTERS



Dear Editor,

Having recently subscribed to your FORMAT magazine I would like to congratulate you on your varied and unusual magazine.

I am trying to learn machine code on my +3 Spectrum and here varied books on the subjects, such as Z80 Programming by Rodney Zaks and several Melbourne House books such as "The Complete Spectrum Rom Disassembly". I am mainly interested in controlling DC Servo motors for radio control through the Spectrum. Obviously, for real time movement machine code is the only way forward.

My A to D converter is an INTERSPEC from DCP Microdevelopments Ltd., 2, Station Close, Lingwood, Norwich.

And so to my first question, I did use an excellent book some years ago but I do not know the ISBN No. The book was A5 size (half A4), with a very distinctive silver foil cover, and a title something like "Interfacing Projects for the ZX Spectrum". Also could you suggest any other books on the subject or is there an address of a publisher who specializes in this area of literature. I have been rather disappointed by the lack of response from addresses which are suggested in books or magazines, one or two have even been returned by the Royal Mail.

Second question, I would be very grateful for any Spectrum specialists in the Northamptonshire Area, preferably with knowledge of machine code or ideally motor control.

Hopefully, you will be able to help because I am committed to using my +3 Spectrum due to the cost of the project so far. However, I feel sure the information is available its just a matter of finding it. Many Thanks,

Yours sincerely, Christopher Box.

I'm not too surprised at your poor

luck with writing to companies - it is sad to say that most Spectrum companies are long gone. If any readers can help Chris I will pass letters on as usual. In the meantime try the library, ALL books are available on loan if you order them through the system. Ed.

Dear Editor,

I have just received my September issue of FORMAT and I am enjoying the "my own story" pages, I must say that "The Young Years" is excellent. Can't you twist Nev's arm to get him back to writing the Help Pages, you can't let him go, he is part of an excellent team.

Will you please answer me a few queries on the SAM for me.

1. Does the SAM come with a monitor?
2. Is an emulator necessary?

2a. Emulators, ads say they work on 1000's of 48K Spectrum progress, what about 128K programs?

3. Did I read recently of a built in digitiser?

4. Do you know of any titling programs for SAM or Spectrum for camcorders.

Yours sincerely, Harry Connell.

Quick answers:- 1 - no. 2 - I presume you mean Spectrum Emulators in which case yes and no, you could just load a copy of the Spectrum ROM as detailed in Vol 3 No 5, but commercial emulators have many extras built in. To emulate a 128K spectrum you would need hardware - easier to use a 128K Spectrum. 3 - Don't understand question. Define a digitiser. 4 - There is one for the Spectrum that is advertised in some of the video mags but using basic and some mixed screen fonts (on either machine) is just as good.

And when Nev gets time he has promised to write article for FORMAT,



he just can't commit to writing a regular monthly column. Ed.

Dear Editor,

As per our telephone conversation today please can you re-copy "Dragon Tiles" onto enclosed disc which I managed to corrupt whilst blowing up SAM's ASIC.

I would thank you for producing the game, but it may result in me having to buy an extra SAM. The reason is my wife (who hates computers!) is totally addicted to it, and won't let me have SAM back!

May I also thank you for the production of FORMAT which just gets better and better. Thanks again,

Yours sincerely, Gary Cooper.

Tell her she has good taste. Ed.

Dear Editor,

Firstly, thank you for picking up the pieces of Sinclair & SAM Computing. I thought I had seen the last of my subscription so it came as a very pleasant surprise to hear from your organization.

In return, perhaps I can help Peter Ballie (letters, October): on an issue 3 rubber Spectrum (and probably issue 4, though I don't know for sure) the VIDEO connection on the edge connector really does produce a composite video signal, which works quite well with the direct video input of my television, so I assume it would drive a monitor. Adrian Dickens' book is very good, but it only covers issues 1 and 2.

Yours sincerely, Andrew Toller.

We have still not picked up all the pieces yet. Mr Garner was very quick to sign a contract when all about him was collapsing, but now it comes to handing over the goods he is so slow he is almost going into reverse.

So far he has only given us about 200 live names and addresses and a lot of those still need to be sorted out because his 'outstanding issues' figure does not agree with the subscribers.

In addition he still, four months

later, has not supplied us with master artwork etc for the issues he did, so we can make them available to a wider audience.

Still we will plod on. One day everything will be sorted out. Ed.

Dear Editor,

I was appealed to subscribe to the magazine Sinclair & Sam Computing by information (read somewhere else and confirmed by phone by Mr Garner) that it covered the field of both Spectrums (& SAMs) and QLs (see PS), whose continued "life" I would like to support, against the clearly established interests of some dark economical forces.

In the 3 issues received, nothing about QLs was published, excessive attention to Amstrad's computers, these could hardly compare in sold numbers to Spectrums (genuine ones!) and QLs. Those, if any, could be considered dinosaurs and extinct, with their deficient tape recorders and badly chosen 3" discs.

Amongst the positive features of S&SC was, in my opinion, their NO commitment only to games, which I find exceedingly tiresome in other magazines I no more subscribe to, and their Technical Helpline/Enquiries Service which I never used, but nevertheless intended to use to get a upgrading (from the author himself) for the OPUS Disc drive to 720K.

PS. I have converted my QLs into VERY powerful, fast, flexible and reliable machines, and note that I do not own (yet) the GOLD CARD, and I'm not talking about the Super QL clone to be released later this year according to "strong rumors". Furthermore the QL's QDOS (with its versions MINERVA and SMS-2), is the most powerful of commercially available OSs, and can now be "transplanted" to AMIGA and ATARI machines, opening to concerned computers (plus existing THORs, ONE PER DESKs or TONTOS), a now-a-days pretty vast collection of high quality cheaper software.

Yours sincerely, Ferraz Renato.

We also have a no games commitment -

at least to games reviews - there are glossy mags to cover that side.

I'm sorry to say that you also won't find much on the QL front in FORMAT - not because we don't like the machine (it is still the most programable of the 68000 machine ever built) but because we have more than enough to do to cover the Spectrum & Sam ranges. Ed.

Dear Editor,

I am currently working on a simpler user guide for PCG's Desk Top Publisher, Wordmaster, Headliner and Typeliner. I am hoping to produce it as a booklet for distribution to anyone interested. I could possibly do this through your magazine as a feature, let me know if you are interested and I'll see what I can do.

I enclose a copy of a programme I produced for a recent show. This was done very quickly, 3 days, and does not represent the full quality possible; however it does show the beginner what can be done very quickly with the suite of programs. I must stress that the entire program was done as complete pages and printed out, no paste-ups were used.

Yours sincerely, Adam Murdoch.

Although PCG's (or what ever their name is this week) DTP is far from being true Desk Top Publishing it has attracted quite a following despite some of the worst manuals going. Therefore any help to users will, I'm sure, be much appreciated.

As for your sample programme - not bad at all - sorry I can't show the readers. Ed.

Dear Editor,

Concerning the takeover of Sinclair & SAM Computing, I was a member of the group when it was known as the +3 Users' Group. I found it very good and helpful particularly as it specialized solely for the +3. There was a good PD library and I often sent off for various utilities, the service was extremely efficient and there was no sign of the problems which started towards the end of 1990, which I suspect is when the S&S Computing was

first planned.

My membership should have elapsed in February but I was informed that it would be extended in view of a review which I submitted being published. However, I gave up all hope of that many months ago.

I hope that you will now be able to publish more +3 specific articles and can revive the PD library including the Infobase Index of all the utilities included in the library. During its last few months S&S Computing published Parts 1 & 2 of a DTP guide which I found quite useful as it included several tips to improve Wordmaster.

I'm sure that there must be other +3 users who use programs such as Wordmaster, Tasword +3, Masterfile +3 etc and would like to utilize these to their full extent and now you may be able to make this possible provided, of course, that sufficient interest is shown by all of us.

If you think that I may be able to help in any way then please let me know. For the record my set-up is the +3 with Universal 3 1/2" drive, Multiface 3 and the Star LC24-200 printer. My software includes Wordmaster (including Headliner and Typeliner), Tasword, Tasprint, Tas-sign, Tascalc, Masterfile +3 and The Artist II. I have customized Tasword by replacing the 2nd character set with one which allows me to utilize the graphic symbols of the IBM #2 character set.

Yours sincerely, M.D. Atkins.

Yes we will cover the +3, if people write things we try to print them. So if there is a contribution you would like to make I will be most grateful.

As to the PD library I would rather leave that up to others - we have more than enough on our plate at the moment. PD libraries need to be run by dedicated people who are prepared to work long hours for little or no return - funny... Jenny reckons we do that in the FORMAT office anyway... Ed.

Dear Editor,

Being a subscriber to S&SC I am very pleased with the service you have

shown so far on the introduction to FORMAT.

At present I am unemployed but would like to support Spectrum and SAM. I enclose my cheque for £15 (£12 for my subscription to FORMAT and £3 towards the SAM rescue package).

Yours sincerely, John Moore.

I've been there John. I know how much £3 means. All we can say is THANKS, Ed.

-----

Dear Editor,

Re - Leslie Pollard's letter in the November issue. There will be many of us who transferred our loyalties from Daniel Garner after commercial considerations persuaded Garner Designs to break faith with the +3.

However there may be little future in chasing up the remaining issues of the DTP booklets. Judged by the usefulness of issues one and two we would probably benefit more by sending our own experiences with DTP to your letters page.

My own experience was one of frustration whenever I had to search for text files which I had saved. Invariably I had forgotten the name that I had filed them under.

I remedied this by altering line 30 of the Wordmaster loader (program "WM") to read:-

```
30 SAVE a$+".WM" CODE s,1: RANDOMIZE
   USR z
```

NOTE:- I don't know why PCG use the variable "l" it can be most confusing so make sure it agrees with the variable in line 10.

Having started to alter program "WM" I decided to customize it to suit the +3 (with a "B" Drive and a 120D printer. My version is listed below.

Lines 50/55 alter the "K" instruction so that I have the opportunity to CAT either drive "A" or drive "B".

Line 105 enables the Printer interface to log on to the Citizen and Swift Printers.

Lines 110 and 120 provide some diversion whilst the program is loading and:- GOTO 9999 will load this

program as "AM"

The idea in using "AM" is so that you can try LOAD "AM" which will use this program to load Wordmaster without interfering with the original Wordmaster program. If you like what you get you can merge the program again and change Am back to WM.

There are ten spaces between the quotes in line 10.

```
10 LET s=NOT PI: LET l=s: LET a$="
   ": LET z=24505: RANDOMIZE
   USR 24500
20 LOAD a$CODE s,1: RANDOMIZE USR z
30 SAVE a$+".WM"CODE s,1: RANDOMIZE
   USR z
40 ERASE a$ : RANDOMIZE USR z
50 PAPER 6: CLS : PRINT "*****" DO
   YOU WANT DRIVE B y,n?": PAUSE 0:
   IF INKEY$="y" OR INKEY$="Y" THEN P
   APER 5: CLS : CAT "B: "EXP : GOTO
   55
52 PAPER 6: CLS : CAT EXP
55 RANDOMIZE USR z
90 STOP : RUN
100 CLEAR VAL "24498"
105 POKE 23354,62: POKE 23355,16: POK
   E 23399,20
110 PRINT AT 10,10: FLASH 1:"WORDMAST
   ER"
120 PRINT AT 12,12: FLASH 1:"LOADING"
130 FORMAT LPRINT "U": LOAD "WM1"CODE
   : LOAD "WM2"CODE : RUN
9999 SAVE " a:AM" LINE 100
```

FOR FUN ....TRY :POKE 23560,76: before the RUN in line 130. There are other ASCII codes which affect the file handling menu, try 23560,75 / 23560,71 / 23560,67 etc.

Yours sincerely, Gordon E.Fowles.

Some people seem to have liked the PCG booklets Garner Designs were doing, never having seen one I can't comment. Still thanks for the tips Gordon. Ed.

\* - \* - \* - \* - \* - \*

Letters may be shortened or edited to fit on these pages.

This is YOUR letters page so it is up to you, our readers, to fill it. Keep letters as short as you can so we can fit in as many as possible.

## SOFTWARE

### SAM Coupé SOFTWARE - On 3½" Disc

**SAM DEMO DISC #1** Utilities, demos, screens, a game, and lots more. A real bargain for any SAM owner.  
Order Code SCD-02 Price £1.50

**SAMCO NEWSDISC SET** Issues 1 to 5 (six discs) packed with things no SAM owner should miss.  
Order Code SCD-03 Price £12.00

### SAMSPEC SOFTWARE

SAM + Spectrum software on one disc. (3½" or 5¼" - please state on order)

**FONT LIBRARY #1.** 100 screen fonts plus support software, easy to use on either computer. Special +3 disc available (Spectrum files only)  
RRP £8.95  
Order Code SSD-01 Price £6.95

**MONEY MANAGER** Advanced Personal Budgeting System for both machines, Spectrum version needs 128k/+2 (not +3/+2a). RRP £15.95  
Order Code SSD-02 Price £12.95

### DISCIPLE/PLUS D SOFTWARE

Please state 3½" or 5¼" disc

**ARTIST 2** The best art package ever written for the Spectrum. 48K and 128K versions on the same disc with page maker and utility software. RRP £19.95  
Order Code SPD-01 Price £16.95

**UTILITY DISC #1.** Six of the best and most useful disc utilities for DISCIPLE or PLUS D. Added bonus program - not to be missed. RRP £9.95  
Order Code SPD-02 Price £6.95

## HARDWARE

**PRINTER LEAD** Top quality parallel printer lead (BBC Standard). 2 meters long. For use with DISCIPLE, PLUS D or SAM. RRP £9.95  
Order Code PPL-01 Price £7.95

### SAM COUPE TECHNICAL MANUAL Version 3

The real inside info on SAM. As published by SAMCO. RRP £16.99  
Order Code STM-01 Price £12.95

# FORMAT

## READERS SERVICES

**SPI. - SAM's Parallel Interface** A full feature Parallel Printer Interface. Totally compatible with SAM's ROM and DOS printing routines and with utility programs like FLASH and TASWORD 2. The SPI has the added advantage of being BI-DIRECTIONAL so allowing information to be read into your Coupé from almost ANY other computer. Uses standard BBC lead (see below). RRP £21.95  
Order Code SPI Price £15.95

**SAM POWER SUPPLY** Full spec, fully tested, with guarantee. RRP £29.95  
Order Code SPS Price £22.95

### FORMAT BACK-ISSUES

Volumes 1, 2 and 3 of FORMAT now available only as complete volumes.  
Order Code FBI-V1 (Vol.1) Price £10.00  
Order Code FBI-V2 (Vol.2) Price £12.00  
Order Code FBI-V3 (Vol.3) Price £12.00  
All issues, from Volume 4 No 1 to the latest issue, are still available separately. To order quote the Volume/Issue No. Price £1.50 each, (5 or more £1.25 per copy)

### FORMAT BINDERS

Hardcover binders to protect your valuable magazines. Each will hold 12 issues, easy to insert/remove.  
Order Code FMB-01 Price £4.50

### ORDERING

All prices include UK Postage and Packing. Overseas readers please add 10% to total order for extra postage. Please **WRITE YOUR ORDER ON A PIECE OF PLAIN PAPER**, and mark envelope **ORDER**.

Clearly state Order Code; Title; Quantity required; price & add any postage as above. Remember to quote your membership number or we can't send out your order. Payment in **STERLING** by Cheque (UK bank), P.O. Euro Cheques or Cash. Make cheques payable to **FORMAT**. **Payment MUST accompany order.** Please allow 28 days for dispatch. **FORMAT** Publications will not be held liable for delays or non-delivery due to circumstances beyond its control.